
















Before Using This Guide

- SoftBank 830N is referred to as “handset” in this guide.
 - Most operation descriptions are based on default settings and begin in Standby.
 - Sample screenshots* are provided for reference only. Actual handset windows, menus, etc. may differ in appearance.
 - Key illustrations are simplified and differ in appearance from actual handset keys.
 - “(Japanese)” appears next to functions or services which require Japanese ability to use.
- * Standby Display used in this guide is based on SoftBank 830N Glitter Orange model. Design theme of Main Menu and windows is based on default setting *Gallery*.


	Getting Started	1
	Basic Operations	2
	Calling	3
	Security	4
	Mail	5
	Internet	6
	Camera	7
	TV	8
	Music Player & S! Appli	9
	Entertainment	10
	Tools	11
	Data Management	12
	Connectivity	13
	Customization	14
	Appendix	15

Search Guide

● Function & Service Name Search

Table of Contents	P. viii
Menu List	P. 15-19
Index	P. 15-39

● Display Indicators



● Learning Basics

P. 2-2 - P. 2-9

● Solving Problems

Troubleshooting	P. 15-6
Warranty & After Sales Service	P. 15-51

● Objective Search



Mastering
Basics

My Number &
E-mail Address

Customizing
Handset

830N Features

SoftBank Mobile
Features

<p>Basic Operations</p> <p>Learn basic menu navigation and key operations.</p> <p>P. 2-2</p>	<p>Text Entry</p> <p>Enter text for composing messages, creating Phone Book entries, etc.</p> <p>P. 2-12</p>	<p>Messaging Services</p> <p>Use S! Mail or SMS to send text messages. Attach and send files via S! Mail.</p> <p>P. 5-2</p>	<p>Mobile Internet</p> <p>Use Yahoo! Keitai to access Mobile Internet sites tailored for SoftBank customers.</p> <p>P. 6-2</p>
<p>My Phone Number</p> <p>Check your phone number on handset.</p> <p>P. 1-22</p>	<p>My Account Details</p> <p>Save your contact information to Account Details to send it to your friends.</p> <p>P. 1-22</p>	<p>Customize E-mail Address</p> <p>Change the account name (part before @) of your e-mail address.</p> <p>P. 14-22</p>	<p>Exchange Information Wirelessly</p> <p>Send your e-mail address to compatible devices via infrared.</p> <p>P. 13-2</p>
<p>Download Music</p> <p>Download songs from Chaku-Uta® sites and set as ringtones or play back on Music Player.</p> <p>P. 9-4</p>	<p>Set Ringtones</p> <p>Set your favorite songs as ringtones.</p> <p>P. 14-10</p>	<p>Wallpaper</p> <p>Set your favorite image to appear in Standby with clock or calendar.</p> <p>P. 14-4</p>	<p>Add Shortcuts</p> <p>Add frequently used functions to Desktop Icons.</p> <p>P. 2-5</p>
<p>Music Player</p> <p>Download songs and play them on handset.</p> <p>P. 9-2</p>	<p>Camera & Video Camera</p> <p>Shoot still images and videos.</p> <p>P. 7-2</p>	<p>TV</p> <p>Handset supports One Seg Digital TV.</p> <p>P. 8-2</p>	<p>Osaifu-Keitai®</p> <p>Use your handset for payment of purchases with electronic money or as a commuter ticket or point card.</p> <p>P. 11-2</p>
<p>Yahoo! Keitai Sites</p> <p>A special portal site for SoftBank handsets enhances your Internet browsing experience.</p> <p>P. 6-3</p>	<p>Graphic Mail</p> <p>Create HTML messages by changing font and background colors, inserting images, etc.</p> <p>P. 5-4</p>	<p>Gaming Device</p> <p>Play S! Appli games downloaded from Yahoo! Keitai sites.</p> <p>P. 9-8</p>	<p>S! Quick News</p> <p>Subscribe to News and receive automatic updates regularly.</p> <p>P. 10-5</p>

Intellectual Property Rights

- Duplicating, modifying or publicly transmitting copyright-protected contents (e.g. text, images, music, software) photographed or downloaded from websites without the permission of the copyright holders is prohibited by copyright laws, with the exception that the duplication or quotation of those is made only for personal use.

Shooting or recording a demonstration, performance or exhibition may be prohibited in some cases even if it is for personal use.

Shooting a photo of a person using this product without his or her permission, or posting a photo of a person you shot on websites without his or her permission may constitute an infringement of portrait rights.

- Mobile Widget, S! Appli, S! Mail, PC Site Browser and Graphic Mail are registered trademarks or trademarks of SOFTBANK MOBILE Corp.
- SOFTBANK, SOFTBANK's equivalent in Japanese, and the SOFTBANK logo are trademarks or registered trademarks of SOFTBANK CORP. in Japan and in other countries.
- Yahoo! and the Yahoo! and Y! logos are trademarks and/or registered trademarks of Yahoo! Inc. in the US.
- Osaifu-Keitai[®] is a registered trademark of NTT DOCOMO.
- Licensed by QUALCOMM Incorporated under one or more of the following United States Patents and/or their counterparts in other nations:
4,901,307 5,490,165 5,056,109 5,504,773
5,101,501 5,506,865 5,109,390 5,511,073
5,228,054 5,535,239 5,267,261 5,544,196
5,267,262 5,568,483 5,337,338 5,600,754
5,414,796 5,657,420 5,416,797 5,659,569
5,710,784 5,778,338

- T9[®] is trademarks and/or registered trademarks of Nuance Communications, Inc. and/or its affiliates in the United States and/or other countries.



- The microSD[™] logo and microSDHC[™] logo are trademarks.



- This product is licensed complying with MPEG-4 Visual Patent Portfolio License, and you are permitted to use personally and for the nonprofit purpose in the following situations:
 - To record a movie based on the standard of MPEG-4 Visual (MPEG-4 Video)
 - To play MPEG-4 Video recorded by the consumer engaged in the nonprofit activities
 - To play MPEG-4 Video provided by the provider licensed by MPEG-LA

When you use it for other purposes, such as promotion, in-house information and profit activity, contact the U.S. corporation MPEG LA, LLC.

- This product contains Adobe[®] Flash[®] Lite[™] Player under license from Adobe Systems Incorporated.



Copyright© 1995 - 2009 Adobe Macromedia Software LLC. All rights reserved.

Adobe, Flash and Flash Lite are either registered trademarks or trademarks of Adobe Systems Incorporated in the United States and/or other countries.

- QR code is a registered trademark of Denso Wave Inc.

- Powered by JBlend™ Copyright 2002 - 2009 Aplix Corporation. All rights reserved. JBlend and JBlend-related trademarks are trademarks or registered trademarks of Aplix Corporation in Japan and other countries.



- Java and all Java-related trademarks and logos are trademarks or registered trademarks of US Sun Microsystems, Inc. in the United States and other countries.



- Chaku-Uta and Chaku-Uta Full are trademarks and/or registered trademarks of Sony Music Entertainment (Japan) Inc. in Japan and/or other countries.

- This product contains NetFront Mobile Client Suite of ACCESS CO., LTD.



ACCESS, ACCESS logo and NetFront are trademarks or registered trademarks of ACCESS CO., LTD. in the United States, Japan and other countries.

©2008 ACCESS CO., LTD. All rights reserved.

This software is based in part on the work of the Independent JPEG Group.

- This product is equipped with IrFront by ACCESS CO., LTD. ©2008 ACCESS CO., LTD. All rights reserved.



- Bluetooth and the Bluetooth logo are registered trademarks of Bluetooth SIG, Inc. NEC Corporation is granted a license for their use from Bluetooth SIG, Inc.



- Multitask, Privacy Angle, Life History Viewer, Quick Info, Desktop info, Quick Album, Word Prediction, Tomo-Den and Tomomato-Mail BOX are trademarks or registered trademarks of NEC Corporation.

- Powered By Mascot Capsule®/Micro3D Edition™ MASCOT CAPSULE® are registered trademarks of HI CORPORATION.

- G-GUIDE, G-GUIDE MOBILE and their logos are registered trademarks in Japan of U.S. Gemstar-TV Guide International, Inc. and/or its affiliates.

- IrSimple™, IrSS™ or IrSimpleShot™ are trademarks of Infrared Data Association®.

- Hyper Clear Voice is commercially available based on the license for SRS VIP+ technology from SRS Labs, Inc. SRS, VIP+, and the (●) symbol are trademarks of SRS Labs, Inc.

- TruMedia and Dialog Clarity technologies are industrialized based on the license from SRS Labs, Inc.



Trumedia, Dialog Clarity, SRS and the (●) symbol are trademarks of SRS Labs, Inc.

- This product contains software licensed complying with GNU General Public License (GPL), GNU Lesser General Public License (LGPL), etc.

For more details, visit "GPL · LGPL等について" at <http://www.n-keitai2.com/guide/download/>

- FrameSolid™ by Morpho, Inc. is used for the frame interpolation function.

FrameSolid™ is a registered trademark of Morpho, Inc.

Intellectual Property Rights


- This product is equipped with the font FontAvenue product by NEC Corporation.
 - BookSurfing is a registered trademark of CELSYS, Inc., Voyager Japan, Inc., and INFOCITY, Inc.
 -  is a registered trademark of FeliCa Networks, Inc.
 - FeliCa is a contactless IC card technology developed by Sony Corporation. FeliCa is a registered trademark of Sony Corporation.
 - Microsoft®, Windows®, Windows Media® and Windows Vista® are registered trademarks of Microsoft Corporation in the United States and/or other countries.
 - Microsoft Windows Operating System is indicated in its abbreviated form as Windows.
 - OS (Japanese) are abbreviated as follows in this guide.
 - Windows Vista is an abbreviation of Windows Vista® (Home Basic, Home Premium, Business, Enterprise, Ultimate).
 - Windows XP is an abbreviation of Microsoft® Windows® XP Professional operating system or Microsoft® Windows® XP Home Edition operating system.
 - Windows 2000 is an abbreviation of Microsoft® Windows® 2000 Professional operating system.
 - This product is antibacterial-coated.
Antibacterial part: Handset body (excluding Display, keys and terminals)
Inorganic antimicrobial agent, coating: JP0122112A0003N
The SIAA logo indicates the quality control and information disclosure for this product conform to the guidelines of the Society of Industrial Technology for Antimicrobial Articles, as a result of evaluations conducted under ISO 22196.
- ©ATR-Trek Co., Ltd.
 - ©赤塚不二夫／ぴえろ
 - ©TOMY
 - ©2006 タカラトミー /KL/H
 - ©SUGAR
 - TM&©2008 Felix the Cat Productions, Inc. All Rights Reserved
 - ©DAIKIN.H.T., 2000
 - ©T2i Entertainment
 - The other company names and brand names described in this guide are trademarks or registered trademarks of the respective companies.



Table of Contents

Before Using This Guide.....	i
Search Guide	ii
Intellectual Property Rights	iv
Table of Contents	viii
Package Contents	x
Safety Precautions.....	xi
General Notes	xxiv

1 Getting Started

Handset Parts	1-2
Display	1-7
USIM Card	1-10
Battery & Charger	1-14
Power On/Off	1-18
Mobile Manners.....	1-20
Codes	1-21
Other Basic Information	1-22

2 Basic Operations

Menu Operations.....	2-2
Multitask	2-10
Text Entry	2-12
Phone Book	2-21
S! Addressbook Back-up	2-28
Advanced Features	2-30

3 Calling

Overview	3-2
Voice Call	3-3
Video Call	3-7
Call Logs	3-10
Speed Dial	3-12
Calling While Abroad (Global Roaming).....	3-13
Optional Services.....	3-14
Advanced Features	3-16

4 Security

PIN Settings.....	4-2
Prohibiting Unauthorized Handset Use	4-3
Prohibiting Outgoing/Incoming Calls	4-7
Setting Secret Data.....	4-8

5 Mail

Overview	5-2
Sending Messages	5-3

Receiving & Opening Messages.....	5-7
Handling Messages	5-10
Advanced Features.....	5-16

6 Internet

Overview.....	6-2
Yahoo! Keitai.....	6-3
PC Site Browser	6-5
Page Operations	6-8
Bookmarks & Saved Pages... ..	6-11
Advanced Features.....	6-13

7 Camera

Overview.....	7-2
Capturing Still Images	7-5
Recording Videos.....	7-7
Various Camera Features	7-10
Advanced Features.....	7-13

8 TV

About TV	8-2
Initial Setup.....	8-5

Watching TV	8-6
Recording/Playing Programs	8-10
View/Record Timer	8-12
Advanced Features	8-14

9 Music Player & S! Appli

About Music Player	9-2
Music Playback.....	9-5
S! Appli.....	9-8
Advanced Features	9-10

10 Entertainment

Mobile Widget	10-2
S! Quick News	10-5
S! Info Channel	10-6
Books	10-8
Advanced Features	10-9

11 Tools

Osaifu-Keitai®	11-2
Life History Viewer	11-6

Schedule	11-8
To Do List	11-11
Text Memo	11-13
Voice Memo	11-14
Calculator	11-15
Alarm	11-16
Bar Code Reader	11-18
Text Reader	11-20
Advanced Features	11-23

12 Data Management

About Data Folder	12-2
Accessing Files	12-3
Editing Files.....	12-8
File & Folder Management...	12-10
About Memory Card.....	12-11
Managing Memory Cards ...	12-12
Advanced Features	12-15

13 Connectivity

Infrared.....	13-2
Bluetooth®	13-5
PC Connection	13-9
Advanced Features	13-11

14 Customization

Clock, Display & Sounds.....	14-2
Phone Book & Calls	14-16
Mail.....	14-21
Internet	14-25
TV.....	14-27
Camera	14-31
Player & S! Appli.....	14-33
Entertainment.....	14-35
Other Settings	14-38

15 Appendix

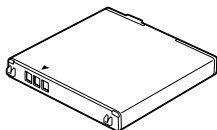
Multitask Combinations.....	15-2
Software Update	15-4
Troubleshooting	15-6
Text Entry Key	
Assignments	15-10
Kuten Code List	15-13
Menu List	15-19
Specifications.....	15-34
Index.....	15-39
Warranty & After Sales	
Service	15-51
Customer Service.....	15-52

Package Contents

The following items are included in the package with handset.

For additional information on accessories, contact SoftBank Customer Center, General Information (P. 15-52).

■ Battery (NEBAL1)



■ Stereo Earphone Conversion Cable (NELAH1)



■ Starter Guide

■ Warranty (Handset)




- SoftBank 830N supports microSD™ and microSDHC™ memory cards. Purchase a memory card to use related functions.
- Use only specified AC charger (sold separately) to charge handset.

Safety Precautions

- To ensure proper use of your handset, read these safety precautions carefully before use. Keep this guide for future reference.
- Observe these safety precautions to prevent injuries and damages to property.
- SoftBank accepts no liability for any loss or damages incurred by you or a third party as a result of missed calls, etc., due to malfunction, erroneous operation or failure of this product.







■ Labels

- Risks of injury or damage from improper use are categorized by levels. Understand these labels before reading this guide.

 DANGER	Great risk of death or serious injury from improper use
 WARNING	Risk of death or serious injury from improper use
 CAUTION	Risk of injury or damage to property from improper use

■ Symbols




- Make sure to understand the following symbols and precautions before reading this guide.

	Action is prohibited.
	Disassembly is prohibited.
	Wetting the product is prohibited.
	Handling with wet hands is prohibited.
	Action is compulsory.
	Unplug power cord.

Safety Precautions

- **Handset, Battery, USIM Card, AC Charger (Sold Separately), Memory Card (Not Included), & Stereo Earphone Conversion Cable**

DANGER

	<p>Use SoftBank specified devices (Battery, AC Charger, etc.) only.</p> <p>Use of non-specified devices may cause Battery to leak, overheat, rupture or ignite; or may cause Charger to overheat, ignite, or malfunction.</p>
	<p>Do not disassemble/modify/solder handset.</p> <p>May cause fire, injury, electric shock or malfunction. Also, Battery may leak, overheat, rupture or ignite. Modification of telephone equipment violates statutory regulations and is subject to penalty.</p>
	<p>Keep liquids away from handset.</p> <p>If handset and/or battery is not dried after exposure to fluids (water, pet urine etc.), overheating, electric shock, fire, malfunction, etc. may occur.</p>



Do not charge, use, or leave handset in places subject to high temperatures (near an open flame or heating equipment, in direct sunlight or inside a car on a hot day).

May cause deformation or malfunction; or may cause Battery to leak, overheat, ignite, or rupture. Also, the outer housing may become hot resulting in burns.

Stop vehicle in a safe location (where parking is allowed) before using handset.



Do not use excessive force to attach Battery or connect AC Charger to handset. Battery or AC Charger may be the wrong way around.

Battery may leak, overheat, rupture or ignite.

WARNING



Do not place handset, Battery, AC Charger, or Stereo Earphone Conversion Cable in a microwave oven or pressure cooker, or on top of an induction heating (IH) cooktop.

May cause Battery to leak, overheat, rupture or ignite; or may cause handset/AC Charger to overheat, emit smoke, ignite, or malfunction.



Turn off handset when entering gas stations or other places where flammable gases (propane gas, gasoline, etc.) generate. Do not charge battery in such places.

Gases may ignite.
Before using a mobile phone with Osaifu-Keitai® inside a gas station, be sure to turn it off. (If IC card lock is activated, first deactivate it and turn power off.)



Do not drop or throw handset or expose it to excessive shock.

May cause battery to leak, overheat, rupture or ignite; or may cause fire, electric shock, or malfunction.



If you notice an unusual sound, odor, smoke, etc. while using, charging or storing handset, immediately do the following:

1. Unplug AC Charger from outlet.
 2. Turn handset power off.
 3. Remove Battery from handset, being careful of burn or injury.
- Continuing use may cause fire or electric shock.



Keep liquids (water, pet urine, etc.) and conductive materials (e.g. pencil lead, metal fragments or metal necklaces, hairpins, etc.) away from External Device Port and Memory Card Slot.

May cause short circuit, resulting in fire or malfunction.

CAUTION



Do not place handset on a sloping or unstable surface.

May cause handset to fall resulting in injury or malfunction. Take particular care when vibrator is activated.



Keep handset out of reach of infants.

Failing to do so may result in small parts being accidentally swallowed, or may cause injury.



When a child uses handset, it is recommended that a parent provide proper instructions to the child and keep an eye on how the child uses handset.

Failing to do so may cause injury, etc.



Do not store handset in humid or dusty places or in places subject to high temperatures.

May cause malfunction.



Be careful not to pinch your fingers in the hinge when opening handset.

Failing to do so may cause injury.

Handling Battery

DANGER

- Properly use and dispose of Battery after checking its type as displayed on the label on Battery.

Display	Battery type
Li-ion00	Lithium-ion





Do not throw Battery into a fire.

May cause Battery to leak, rupture or ignite.








Do not puncture Battery with a nail, hit it with a hammer, step on it, or subject it to strong impact.

May cause Battery to leak, overheat, rupture or ignite.

	<p>Do not let metal objects (pins, etc.) come in contact with Battery Terminals. Do not carry or store conductive materials (e.g. pencil lead, metal fragments or metal necklaces, hairpins, etc.) together with Battery.</p> <p>May cause Battery to leak, overheat, rupture, or ignite.</p>
	<p>If battery fluid gets into your eyes, immediately rinse your eyes with clean water without rubbing them, and consult a doctor.</p> <p>Failing to do so may result in losing your eyesight.</p>

WARNING

	<p>If battery fluid gets on your skin or clothing, immediately stop using and rinse the fluid off with clean water.</p> <p>Battery fluid may injure your skin.</p>
---	---

	<p>If Battery is not fully charged after the specified charging time has elapsed, stop charging it.</p> <p>If you continue charging, Battery may leak, overheat, rupture or ignite.</p>
	<p>If you notice an unusual odor, overheating, discoloration, deformation, etc. while using, charging or storing Battery, remove it from handset being careful of burn or injury, and keep it away from fire.</p> <p>Continuing use may cause Battery to leak, overheat, rupture or ignite.</p>
	<p>If Battery leaks or emits an unusual odor, immediately stop using it and keep it away from fire.</p> <p>Battery fluid is flammable and could ignite causing fire or could rupture.</p>
	<p>If an abnormality in Battery from external impact (deformed or scratched from dropping) is visible, immediately discontinue use.</p> <p>May cause Battery to leak, overheat, rupture, ignite; may cause handset malfunction or fire.</p>

Safety Precautions



Do not allow pets to bite Battery.

May cause Battery to leak, overheat, rupture, ignite; may cause handset malfunction or fire.



CAUTION



Do not dispose of batteries as municipal waste.

Bring used batteries to the nearest SoftBank Shop or recycling center after insulating the terminals with tape.

Be sure to observe local regulations on battery disposal.

■ Handling Handset



WARNING



Do not use while operating a vehicle (car, motorcycle, bicycle, etc.)

May cause a traffic accident.

Use of a mobile phone while driving is prohibited by law, and is subject to penalty.

Stop vehicle in a safe location (where parking is allowed) before using handset.












Keep handset power off near high precision electronic devices or devices using weak signals.

Failing to do so may interfere with the device operation.





* Examples of such devices:






Hearing aids, implanted cardiac pacemakers, implanted defibrillators and other electronic medical equipment; fire alarms, automatic doors and other automatic control devices.





	<p>Keep handset power off aboard an aircraft.</p> <p>Disable auto power-on functions (such as the alarm function) before turning off handset. May jeopardize safety of the airplane. Handset operation aboard an airplane is prohibited by law and subject to penalty.</p>		<p>Keep handset away from your ear when calling in handsfree mode. When playing games or music with Earphone-Microphone connected to handset, adjust the volume properly.</p> <p>If the volume is too high, it may impair your hearing. If surrounding sounds cannot be heard clearly, it may result in an accident.</p>
	<p>If you have a weak heart, be careful with incoming call vibrator and ring volume settings.</p> <p>These may affect your heart.</p>		<p>Do not place handset on the dashboard close to airbags.</p> <p>In case of airbag inflation, handset may hit passengers resulting in injury, malfunction or breakage.</p>
	<p>If thunder is heard outside, retract Antenna, immediately turn handset power off and move to a safe place.</p> <p>Failing to do so may attract lightning and cause electric shock.</p>		<p>If Display or Camera Lens is damaged, be careful of broken glass pieces or exposed internal components.</p> <p>The Display's reinforced glass prevents shattering; however touching broken glass edges and exposed pieces may cause injury.</p>
	<p>Do not point infrared beam at anyone's eyes.</p> <p>May cause eye injury.</p>		<p>Do not allow fluids such as water, metal pieces or flammable materials to enter USIM Card Slot or microSD™ Memory Card Slot.</p> <p>May cause fire, electric shock or malfunction.</p>
	<p>If you use electronic medical equipment, do not place handset in breast pocket or inner coat pocket.</p> <p>Using handset near electronic medical equipment may cause the equipment to malfunction.</p>		

Safety Precautions

CAUTION

	<p>If handset affects car electronics, stop use.</p> <p>Handset use may affect electronics in some car models and impair safe driving.</p>
	<p>If skin abnormality occurs with use of handset, immediately discontinue use and consult a doctor.</p> <p>Handset contains metal material. Depending on your physical condition, you may experience itchiness, rash, etc.</p>
	<p>Keep magnetic cards away from handset and make sure that a magnetic card is not trapped when closing handset.</p> <p>Failing to do so may cause magnetic data on a cash card, credit card, telephone card or floppy disk to be lost.</p>
	<p>Do not swing handset by Antenna, Strap, etc.</p> <p>Handset may strike you or people around you, or the strap may break, resulting in injury, malfunction or breakage.</p>

	<p>Use caution when using handset for an extended period as handset may become hot, especially in high-temperature conditions.</p> <p>Skin contact for extended period may cause low-temperature burns.</p>
	<p>Do not bring speaker close to the ear when making calls in handsfree mode or when ring tone/melody is playing.</p> <p>May impair your hearing.</p>
	<p>Be careful not to pinch your fingers or Strap when opening and closing handset.</p> <p>May cause injury or damage.</p>
	<p>Watch TV with adequate lighting and distance from Display.</p> <p>May contribute to impaired eyesight.</p>
	<p>Do not turn volume up too high when using earphones.</p> <p>Using earphones for extended periods at high volume may impair hearing or harm your ears.</p>

	<p>If Display breaks do not inhale or touch liquid crystal.</p> <p>If liquid crystal enters your eyes or mouth, immediately rinse with clean water and consult a doctor.</p> <p>If liquid crystal adheres to your skin or clothing, immediately wipe off with alcohol and wash with soap and water. May result in losing your eyesight or harming your skin.</p>
	<p>Do not use in crowded locations.</p> <p>Antenna may hit other persons causing injury.</p>
	<p>Do not use Antenna if broken.</p> <p>May cause burns or injuries upon skin contact.</p>
	<p>Keep magnetized objects away from handset.</p> <p>May cause operation errors.</p>

■ Handling USIM Card



CAUTION



Be careful handling the Notch when removing USIM Card (IC chip).

May injure your hands or fingers.

■ Handling AC Charger



WARNING



Do not place Charger on a sloping or unstable surface during charging.










May cause handset to fall resulting in malfunction.





Do not cover with clothing or bedding during charging.







Heat may build up resulting in fire or malfunction.

Safety Precautions

	<p>Use the specified power supply and voltage.</p> <p>Failing to do so may cause fire or malfunction. AC Charger: 100 to 240 V AC (for household AC outlets only) Also, do not use commercially available transformer for travel use. May cause fire, electric shock, or malfunction.</p>		<p>When plugging AC Charger into outlet, keep conductive materials (pencil lead, metal parts, necklaces, hair pins, etc.) away from AC Charger plug/terminals and plug Charger firmly into outlet.</p> <p>Failing to do so may cause electric shock, shorting, fire, or other dangers.</p>
	<p>Hold and unplug AC Charger from outlet if handset is not used for an extended period of time.</p> <p>Failing to do so may cause electric shock, fire or malfunction.</p>		<p>Do not touch AC Charger with wet hands.</p> <p>May cause electric shock or malfunction.</p>
	<p>If liquid (water, pet urine, etc.) gets into AC Charger, immediately unplug AC Charger from outlet.</p> <p>Failing to do so may cause electric shock, smoke emission or fire.</p>		<p>If thunder is heard, do not touch AC Charger.</p> <p>May cause electric shock.</p>
	<p>If dust or dirt has gotten on the plug, hold and unplug AC Charger from outlet and wipe off with a dry cloth.</p> <p>Failing to do so may cause fire.</p>		<p>Do not use AC Charger if the cord is damaged.</p> <p>May cause electric shock, overheating or fire.</p>
			<p>Do not use AC Charger in humid places such as in bathrooms.</p> <p>May cause electric shock.</p>

	<p>Do not short-circuit Charger Terminals when Charger is plugged into an outlet. Do not touch Charger Terminals with your fingers, etc.</p> <p>May cause fire, malfunction, electric shock or injury.</p>
	<p>Do not place heavy objects on the cord of AC Charger.</p> <p>May cause electric shock or fire.</p>

CAUTION

	<p>When AC Charger is connected to an outlet, do not pull on cord or otherwise subject Charger to strong shock.</p> <p>May cause injury or malfunction.</p>
	<p>Firmly hold plug and unplug AC Charger from outlet before cleaning.</p> <p>Failing to do so may cause electric shock.</p>
	<p>Do not unplug AC Charger by pulling the cord. Firmly hold plug and unplug AC Charger.</p> <p>Pulling the cord may damage the cord resulting in electric shock or fire.</p>
	<p>Do not charge a wet battery.</p> <p>May cause battery to overheat, ignite or rupture.</p>
 	<p>Unplug Charger from outlet when charging is finished.</p> <p>Failing to do so may cause fire or malfunction.</p>

Safety Precautions

■ Near Electronic Medical Equipment

- The following information conforms to "The Guidelines on Use of Mobile Phones and Other Devices to Prevent Electromagnetic Wave Interference with Electronic Medical Equipment" (Electromagnetic Compatibility Conference Japan, April 1997), as well as refers to "The Investigative Research Report on the Influence of Electromagnetic Waves on Medical Equipment" (Association of Radio Industries and Businesses, March 2001).

WARNING



If you use an implanted cardiac pacemaker or implanted defibrillator, carry and use handset at a distance of at least 22 centimeters away from the implanted area.

Radio waves may interfere with the operation of implanted cardiac pacemakers or implanted defibrillators.



When using electronic medical equipment other than implanted cardiac pacemakers/defibrillators outside of medical institutions, consult device manufacturer about the influence of radio waves.

Radio waves may interfere with the operation of electronic medical equipment.



Observe the following in medical institutions. Radio waves from handset may affect electronic medical equipment.

- Do not bring mobile phones into an operating room, ICU (Intensive Care Unit) or CCU (Coronary Care Unit).
- Turn off mobile phones in hospital wards. Disable auto power-on functions (alarm, etc.) before turning off mobile phones.
- Turn off mobile phones even in lobbies or areas where use is permitted if there is electronic medical equipment nearby.
- Observe the instructions of individual medical institutions and do not use or bring mobile phones into prohibited areas.



Keep handset power off in crowded places such as in packed trains because a person with an implanted cardiac pacemaker or implanted defibrillator may be nearby. Disable auto power-on functions (alarm, etc.) before turning off mobile phones.

Radio waves may interfere with the operation of implanted cardiac pacemakers or implanted defibrillators.

General Notes

Usage Basics

- As handset uses radio waves, it cannot be used where signals are weak or when it is out of service area. If you move to a place with poor signal reception (e.g. beside/inside a building, in a tunnel, underground or mountain area), calls may be suddenly cut off.
- Take care not to disturb other people when using handset in public places.
- If you receive a call while walking, move to a safe place before answering.
- SoftBank accepts no liability for any damages arising from loss or alteration of data (Phone Book, images, sound, etc.) stored on your handset or microSD™ memory card as a result of accident or malfunction. Back up important data such as Phone Book entries.
- Handset is a wireless station under Japanese Radio Law. You may be requested to submit your handset for inspection based on this law.
- Using handset near a landline phone, TV or radio may affect the operation of these devices. Use handset as far away as possible from these devices.
- Be aware of eavesdropping. Handset employs a digital signal that provides a high level of privacy protection. However, the possibility of eavesdropping by a third party using special means cannot be ruled out.
 - <Eavesdropping>
Interception of radio signals by a third party during communication, either intentionally or accidentally
- Do not trap Strap or other objects when opening and closing handset. Doing so may cause malfunction or damage handset.
- Display has a protective film to ensure safety (prevent shattering) due to breakage if dropped or subjected to impact. Do not forcefully remove or damage this film.
 - May cause injury.
- Using handset on trains or other public transportation may, in some rare cases, affect their electronic devices.
- A call may not be connected or you may hear noises:
 - In an extremely cold place (e.g. freezer storehouse) where handset may not operate normally
 - Near metal furniture which may interfere with signal transmission
 - Near electromagnetic sources or magnetized items, including electric products, audio-visual equipment and office appliances (e.g. computer, microwave oven, speaker, TV set, radio, fax machine, fluorescent lamp, word processor, electric kotatsu, inverter-driven air conditioner, electromagnetic cooker)

- Bluetooth devices operate at the same frequencies assigned to licensed in-house radio stations (in factory production lines), specific unlicensed low power radio stations, and licensed amateur radio stations (hereafter, "another radio station") for mobile identification in addition to scientific, medical, or industrial devices (microwave ovens).
 - 1 Make sure that "another radio station" is not operating nearby.
 - 2 If this equipment interferes with an in-house radio station, immediately change frequency, move to another place or stop transmission, and contact the following for advice (setting up of partitioning, etc.).
 - 3 If interference between this equipment and a specific low power radio station or amateur radio station occurs, contact the following.

SoftBank Customer Center From SoftBank handsets 157 (toll-free)
(From any other phones, refer to "Contact" (P. 15-52))
- If Battery appears deformed or scratched from external impact, contact Customer Assistance.
- Keep a backup copy of data saved to handset. SoftBank accepts no liability for any loss of data stored on your handset.
- Do not sit with handset in back pocket of trousers or skirt. Do not place at bottom of bag where handset will be subject to excessive weight. May cause malfunction.
- If you use handset for the first time or after an extended period of disuse, charge Battery before using handset.
- Battery operating time varies by the usage environment and the condition of Battery.
- Do not charge Battery:
 - In a humid, dusty, or shaky place
 - Near a landline phone, TV or radio
- Although AC Charger may become warm while charging, it is not a malfunction.
- Do not subject handset to excessive shock. Do not deform Charger Terminals. Doing so may cause malfunction.
- Charge in a location with an ambient temperature within the appropriate range (5 to 35 °C).
- When Battery life nears its end, it may expand slightly. This is not a malfunction.
- Handset's FeliCa reader/writer function uses ultra-weak radio waves not requiring radio licensing. Operates at 13.56 MHz range. Maintain enough distance when using other reader/writers nearby. Be sure to check that other wireless stations operating at the same frequency range are not nearby.
- Keep handset away from strong magnetic force. May cause malfunction.
- Do not scratch Display with metal objects, etc. Doing so may damage Display resulting in malfunction or breakage.

General Notes

- Do not insert sharp/hard objects in earpiece/speaker. May cause malfunction or damage.
- When handset is open, a gap forms between the Display backside and keypad. Keep foreign objects or liquids (water, metal fragments, flammable materials or any other foreign objects) from entering gap.

Inside Cars

- Do not use handset while driving. Doing so may compromise safe driving and cause an accident. Handset operation in a car may be punishable by law.
- Before using handset, stop the car in a safe place.
- Handset use may affect electronics in some car models. Confirm with your car dealer whether sufficient magnetic protection measures are implemented in your car. Failing to do so may compromise safe driving.

Aboard Aircraft

Never use (or even power on) handset on an aircraft. Doing so may compromise flight safety and cause an accident. Handset operation aboard an aircraft may be punishable by law.

Handling


- Keep away from liquids and moisture.
Handset, Battery, AC Charger and USIM Card are not waterproof. Do not use them in the rain or in other humid places (e.g. bathrooms). When carrying handset near your body (pockets, etc.), moisture from sweat may corrode internal parts and cause malfunction. Damage caused by moisture, as mentioned above, is not be covered by the warranty and repair may not be possible.
- Use a dry soft cloth (e.g. eyeglass cloth) to wipe handset.
Handset's color LCD may be treated with special coating for enhanced visibility. Rubbing Display with a dry cloth may scratch the surface. Clean handset carefully using a dry soft cloth for eyeglasses. If moisture or soil is left on Display, the coating may stain or peel off.
Do not use alcohol, thinner, benzene or detergent, as it may cause discoloration and remove printed logos.
- Occasionally clean Terminals with a dry cotton swab.
Soiled Terminals may cause poor contact resulting in power failure and insufficient charging.

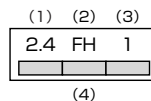
- Do not place handset near an air conditioner vent.
Condensation may form due to abrupt temperature changes, leading to internal corrosion and malfunction.
- Do not apply excessive force to handset and Battery.
Placing handset in a bag packed with many items or sitting down with handset in your pocket may damage Display, Internal Circuit Board or Battery, and cause malfunction.
Doing so with external device connected to External Device Port may damage connector, leading to malfunction.
- Although handset becomes warm while being used or charged, it is not a malfunction.
- Do not leave the Camera Lens exposed to direct sunlight.
Doing so may discolor or burn Optical Element.
- Do not affix thick stickers or labels to the Display or Keypad side.
Doing so may result in malfunction.
- Do not leave Battery removed or uncharged for an extended period of time. Doing so may alter or erase the settings and data you saved. SoftBank accepts no liability for any damages resulting from such loss or alteration.
- Do not store empty Battery.
Doing so may degrade performance and shorten life of Battery.
- Keep the covers of External Device Port and microSD™ Memory Card Slot closed.
If they are left open, dust or water may get inside handset causing malfunction.
- When removing Stereo Earphone Conversion Cable or AC Charger from External Device Port, do not pull the cord, hold the connector. Pulling the cord may result in wire breakage or malfunction.
- If you use an outlet with pullout prevention feature, refer to the instruction manual of the outlet.
- Avoid extremely cold and high temperatures.
Use handset at an ambient temperature of 5 to 35 °C, and a humidity of 45 to 85 %. If handset is left in an extremely hot place, handset may power off automatically.
- Battery is a consumable item. Replace Battery with a new one if the operation time becomes extremely short even after it is fully charged (depends on conditions of use). Purchase a new battery designated for handset.
- Charge Battery at an ambient temperature of 5 to 35 °C.

General Notes

- Bluetooth function should only be used within Japan. Handset's Bluetooth function complies with and has obtained certification for Japanese wireless standards.
You may be subject to penalty if used abroad.
- The FeliCa reader/writer function should be used within Japan. Handset's FeliCa reader/writer function complies with Japanese wireless standards and you may be subject to penalty if used abroad.
- The IC card authentication function should be used within Japan. Handset's IC card authentication function complies with wireless standards and has obtained certification.
You may be subject to penalty if used abroad.
- Do not attach USIM Card with labels or stickers attached to handset.
May cause malfunction.
- When connecting an external device, do not insert the connector into External Device Port at an angle. When external device is connected, do not pull the cord.
- Do not use handset without Battery Cover.
Battery may dislodge and result in malfunction or breakage.
- Do not attach labels or stickers to the backside of handset's Display.
Labels or stickers may catch when handset is opened or closed, resulting in malfunction or breakage.
- Handset incorporates a security function compliant with Bluetooth standards for security with Bluetooth communication. However, security may be insufficient depending on such factors as settings. Care is required for communication using Bluetooth.
- SoftBank accepts no liability for leak of data or information during communication using Bluetooth.
- Handsfree/remote control features are available only with compatible Bluetooth devices (headsets, audio devices, etc.).
- Frequency range

Frequency range usable with handset's Bluetooth function are as follow.

- (1) 2.4 : Wireless facilities employing 2400 MHz range
- (2) FH : Modulation method is FH-SS method
- (3) 1 : Estimated distance from which device causes interference is 10 m or less
- (4)  : Device uses all radio frequencies form 2400 MHz to 2483.5 MHz, and it is not possible to avoid the frequencies used by mobile object identification systems



- Precautions using Bluetooth device

This product operates at radio frequencies assigned to licensed in-house radio stations used in production lines of a factory, specific unlicensed low power radio stations, and amateur radio stations (hereafter, referred to as "another radio station") for mobile identification in addition to scientific, medical, or industrial devices such as microwave ovens.

1. Before using this product, make sure that "another radio station" is not operating nearby.
2. If radio interference between this product and "another radio station" occurs, move immediately to another place or stop radio transmission to avoid interference.
3. Contact "SoftBank Customer Center, General Information (P. 15-52)" on the back of the guide for details.

- To use Earphone-Microphone (sold separately), you must connect Stereo Earphone Conversion Cable into External Device Port.

Stereo Earphone Conversion Cable

- Do not force connector into External Device Port. Connector may be the wrong way around. Check direction of connector before inserting to avoid damage.
- When using earphones to make/take calls, earphones must be equipped with a microphone to transmit your voice.
- You can also hear monaural sound (phone conversation, etc.) in both left and right earphones when you connect a stereo earphone to Stereo Earphone Conversion Cable.
When a monaural earphone is connected, you can only hear the left channel of stereo audio.
- Do not expose Stereo Earphone Conversion Cable to excessive shock or throw it at something.
- Do not place heavy objects on Stereo Earphone Conversion Cable.
- Beware of use while driving a vehicle. Holding and using a mobile phone is subject to penalty. If it is necessary to receive a call, indicate that you will call back with handsfree, and call back after stopping the vehicle in a safe location.

Camera

Creating public disturbances from using handset may be subject to penalties based on applicable laws and regulations (e.g. nuisance prevention ordinance by municipal governments).

General Notes

Speaker

Since handset's receiver (earpiece) also acts as a speaker, there is the possibility of loud sound directly entering your ear such as when playing back sound or a call is received. Loud sound impacting your ear may impair hearing. As soon as a call has ended, be sure to distance handset from your ear.

Touch Sensor

Do not press Touch Sensor with excessive force or use sharp objects (finger nail, ballpoint pen, pin, etc.). May damage sensor.

Copyrights

Copyrighted materials, such as music, images, computer programs and databases, and their respective copyright holders are protected by copyright laws. Duplication of copyrighted materials is permitted only for individual or home use. Duplications (including data conversion), modifications, transfers or network distributions of copyrighted materials for purposes other than stated above without permission of the copyright holders constitute an infringement of copyrights and violation of copyright holders' rights, potentially causing claims for reparations or criminal punishment.

Always observe applicable copyright laws when making copies using handset and recording materials using handset camera.


The software installed in this handset is a copyrighted material and involves copyrights and human rights of copyright holders which are protected by copyright laws. Do not duplicate, modify, alter, detach from the hardware, disassemble, decompile or reverse-engineer the software in whole or in part by yourself, nor allow any third party to do the same, either.

Functional Limitations

After handset upgrade, subscription cancellation or long periods of handset disuse, TV becomes unavailable.

Caution

Do not use handset if it has been altered. Using an altered device is a violation of the Radio Law.

This handset is certified to conform to the technical standards for specific radio equipment based on the Radio Law, and Technical Conformity Mark  is printed on the model name seal as certification. If you remove screws and make alterations inside of handset, the technical standards conformity certification becomes invalid. Do not use handset with the certification invalid, as it is a violation of the Radio Law.

SAR Certification Information

830N meet the technical standards set by Ministry of Internal Affairs and Communications (MIC) regarding radio wave absorption by a human body.

These technical standards have been established on a scientific basis to prevent radio waves emitted from wireless devices such as mobile phones that are used close to a human head from affecting human health. These standards require that the SAR (Specific Absorption Rate), an indicator of the amount of average radio frequency energy absorbed in the side of a human head, must not exceed the permissive value of 2 W/kg*. This value includes a substantial safety margin to assure the safety of all persons, regardless of age and physical size. The value is equal to the international guideline recommended by the International Commission on Non-Ionizing Radiation Protection (ICNIRP) that has a cooperative relationship with the World Health Organization (WHO).

* The technical standards are stipulated in the Radio Law (Article 14-2 of Ordinance Regulating Radio Equipment).

The highest SAR value is 0.362W/kg for 830N. This value was obtained in accordance with the MIC testing procedure with handset transmitting at its highest permitted power level. While there may be differences in SAR levels among individual products, they all meet the MIC's permissible value. Because mobile phones are designed to operate at their minimum power level required to communicate with base stations, the actual SAR of handset during a call is usually below the highest value.

For further information about SAR, see the following websites:

- Ministry of Internal Affairs and Communications (MIC)
<http://www.tele.soumu.go.jp/e/ele/index.htm>
- Association of Radio Industries and Businesses (ARIB)
<http://www.arib-emf.org/initiation/sar.html> (Japanese)

SoftBank's Body SAR Policy

- * Body SAR: The SAR value at the maximum transmission power when continuously talking with handset placed on the body and using earphone-microphone.
- ** Specific Absorption Rate (SAR): The value measured when having talked continuously for 6 minutes.
- *** Placement on the body: Measurements are taken with the rear of handset facing the body at a distance of 1.5 cm as the ordinary handset position. In order to comply with radio frequency exposure requirements, use an accessory (e.g. belt clip, holster) that does not contain metallic parts to maintain a 1.5 cm separation between the body and handset.

For more information, see SOFTBANK MOBILE Corp. Website:
<http://www.softbankmobile.co.jp/ja/info/public/emf/emf02.html>

European RF Exposure Information

This handset 830N is a radio transmitter and receiver. This product has been confirmed not to exceed the limits recommended by international guidelines for radio frequency.

These guidelines were developed by the independent scientific organization International Commission on Non-Ionizing Radiation Protection (ICNIRP) and include a substantial safety margin to assure the safety of all persons, regardless of age and health.

The influence on the human body of radio waves emitted from mobile phones is measured employing a unit known as the Specific Absorption Rate (SAR). The SAR limit for mobile devices is 2 W/kg. The maximum SAR value for this model handset, when placed on the ear, is 0.292W/kg for 830N*. As mobile devices offer a range of functions, they can be used in other positions, such as on the body as described in SoftBank's Body SAR Policy. In this case, the maximum SAR value is 0.438W/kg for 830N.

Since the SAR is measured at the highest transmitting power level, the actual SAR during a call is usually much smaller. This is because mobile phones are designed to operate at their minimum power levels necessary to communicate with base stations.

The World Health Organization (WHO) has stated that present scientific information about mobile phone use does not indicate any adverse effects on the human body. They recommend limiting the talking time or using a handsfree device to keep the mobile phone away from the head and body to reduce influence of exposure to radio waves.

Additional information can be found at the WHO website:
<http://www.who.int/emf>

- * Measurements with handset placed on the body are carried out in accordance with the FCC standards. The values are based on European requirements.

Declaration of Conformity

CE 0168

The products "830N" is declared to conform with the essential requirements of European Union Directive 1999/5/EC Radio and Telecommunications Terminal Equipment Directive 3.1(a), 3.1(b) and 3.2.

The Declaration of Conformity can be found on the following website:
<http://www.n-keitai.com/>

Minding Mobile Manners

Use your handset responsibly. Inappropriate handset use can be both dangerous and bothersome. Take care not to disturb others when using your handset. Adjust handset use according to your surroundings.

- Turn handset power off in theaters, museums and other places where silence is the norm.
- Refrain from use in restaurants, lobbies, elevators, etc.
- Observe signs and instructions regarding handset use aboard trains, etc.
- Refrain from use that interrupts the flow of pedestrian or vehicle traffic.