

Appendix



| | |
|--|--------------|
| Troubleshooting | 15-2 |
| Software Update | 15-5 |
| Function List | 15-5 |
| Tool Bar Menu | 15-5 |
| Main Menu | 15-6 |
| Default Mode Settings..... | 15-8 |
| Text Entry Window Key Assignments | 15-10 |
| Text Entry Window Keys | 15-10 |
| Text Entry Keys..... | 15-10 |
| Symbols | 15-11 |
| Double-byte Symbols..... | 15-11 |
| Single-byte Symbols | 15-12 |
| Symbol Conversions | 15-12 |
| Pictograms | 15-13 |
| Memory | 15-14 |
| Specifications | 15-14 |
| SoftBank 941SC | 15-14 |
| Materials & Finishing..... | 15-15 |
| Battery..... | 15-15 |
| Phone Book | 15-15 |
| Image Size | 15-17 |
| Media Player..... | 15-17 |
| Bluetooth® | 15-17 |
| Data Folder..... | 15-18 |
| Warranty & Service | 15-19 |
| Warranty..... | 15-19 |
| Repair Requests | 15-19 |
| Customer Service | 15-31 |

Troubleshooting

| Problem | Possible Cause | Solution |
|--|---|--|
| Handset does not turn on | Is battery empty? Is battery installed in handset? | Replace or charge battery. Install battery correctly. |
| When power is turned on, PIN entry window appears | Is <i>PIN certification</i> set to <i>On</i> ? | If <i>PIN certification</i> is <i>On</i> , enter PIN. |
| When power is turned on, USIM Password entry window appears | Is <i>USIM lock</i> set to <i>On</i> ? | If <i>USIM lock</i> is <i>On</i> , enter USIM Password. |
| Please insert USIM card, Incorrect USIM or USIM card failed appears when handset is turned on or executing a function | Is USIM Card correctly installed? | Check to see if USIM Card is correctly installed.If the message appears even though USIM Card is correctly installed, it may be damaged. |
| | Is USIM Card still being loaded? | Try again after a while. |
| | Is an incorrect USIM Card being used? | Check to see if correct USIM Card is being used.Use USIM Card specified by SoftBank. |
| | Is there debris on USIM Card IC chip? | Remove debris with a clean, dry cloth, and then install USIM Card correctly. |
| | 圏外 or OUT appears and no calls can be placed | Handset is out-of-range. |
| Calls are interrupted or disconnected | Does 圏外 or OUT appear? | Move to a place where the signal is stronger and try again. |
| | Is battery empty? | Replace or charge battery. |

| Problem | Possible Cause | Solution |
|---|---|---|
| Unable to place a call | Is Call Barring set? | Deactivate Call Barring. |
| | Is <i>Offline mode</i> set to <i>On</i> ? (☒ appears) | Set <i>Offline mode</i> to <i>Off</i> . |
| Unable to open Phone Book entry, Data Folder, Call Log, Calendar/ Tasks,Yahoo!Keitai, or Messaging | Is <i>Function lock</i> set? | Cancel <i>Function lock</i> . |
| Clicking noise is heard during a call | - | Noise may be generated when signal is weak or while moving between coverage areas. |
| Unable to charge battery | Is AC Charger Connector securely inserted into handset? | Insert AC Charger Connector securely. |
| | Is AC Charger plug securely inserted? | Insert AC Charger plug securely. |
| | Is battery installed in handset? | Install battery correctly. |
| | Are handset terminals and AC Charger clean? | Clean contacts with a dry cotton swab. |
| | Was battery charged in ambient temperature below 5 °C or above 40 °C? | Charge battery in ambient temperature between 5 °C and 40 °C. |
| | Battery may need to be replaced. | Install a new battery. |
| | Does battery always lose its charge quickly after being charged? | Battery life has expired. Replace with a new battery. |
| | Does handset or battery become very warm during charging? | If the temperature rises too much, charging may stop. After handset and battery are cool, retry charging. |

| Problem | Possible Cause | Solution |
|---|--|--|
| Devices become hot | During charging, AC Charger may heat up. | If handset is safe to touch, heat level is normal. If it is too hot to touch, immediately stop charging and contact Customer Service (☎P.15-31). |
| | Handset may heat up during charging/long calls. | |
| Battery drains quickly | Battery may drain quickly depending on the operating environment (ambient temperature, charging conditions, or Signal Strength), operations, and settings. | Use handset in an appropriate environment and reduce operations requiring high power (☎P.1-9). |
| Unable to watch TV | Is USIM Card removed? | Unable to watch TV with no USIM Card inserted. Insert USIM Card. |
| | Is subscription terminated? | TV is enabled only during subscription period. |
| Display flickers | Is handset used near fluorescent light? | Use handset as far away from fluorescent light as possible. |
| Display is dim or unlit | - | This may be due to the characteristics of Display and not a problem. The time until Display is dimmed or unlit can be changed by adjusting the Backlight time. |
| Unable to play music via speaker | Is <i>Manner mode</i> set? | Cancel <i>Manner mode</i> . |
| | Is the Stereo Earphone Microphone connected? | Disconnect the connector for the Stereo Earphone Microphone (optional) from handset. |
| Too many applications are already running. appears | Too many functions are active. | Close some. |

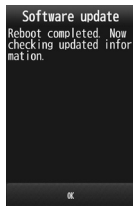
| Problem | Possible Cause | Solution |
|---|--|--|
| Unable to establish Bluetooth® or USB connections using Samsung New PC Studio | Is the USB driver installed? (for USB connection) | If communications are executed connecting to a personal computer with USB cable, installing the driver is required. Download USB Driver Installer from SAMSUNG Website (http://jp.samsungmobile.com/pc/lineup/941download.html) and install the driver. |
| | Is the connection method set correctly on the personal computer? | Set the connection method to <i>USB</i> or <i>Bluetooth</i> on the Connection Manager of Samsung New PC Studio or the Connection Wizard for the communication in use. |
| | Are Bluetooth® or PC USB connection port and Samsung New PC Studio Connection Manager or Connection Wizard the same? | Make sure port settings match those set for Samsung New PC Studio Connection Manager or Connection Wizard. |
| Phone Book entry, Message folder, schedule event in Calendar, or Tasks do not appear | In <i>Security</i> , is <i>Secret mode</i> set to <i>Hide</i> ? | In <i>Security</i> , set <i>Secret mode</i> to <i>Show</i> . |
| | Is <i>Secret</i> under each function set to <i>On</i> ? | Select <i>Unlock temporarily</i> from More on the window to view information. |
| Sub folder do not appear | In <i>Security</i> , is <i>Secret data folder</i> set to <i>Hide</i> ? | In <i>Security</i> , set <i>Secret data folder</i> to <i>Show</i> . |
| | Is <i>Secret</i> under each function set to <i>On</i> ? | Select <i>Unlock temporarily</i> from More on the window to view information. |

| Problem | Possible Cause | Solution |
|---|--|--|
| Sending message failed appears | If send fails, error message and reason appear. | Confirm reason and try again. |
| Service not allowed appears | Handset is outside the service area. | Send from within the service area. |
| Sending operation cannot be operated in offline mode appears | In <i>Offline mode</i> , handset transmissions are disabled. | Set <i>Offline mode</i> to <i>Off</i> (⊖P:1-14). |
| Storage space short by * * bytes. Edit data folder files? appears | Handset memory is full. | Delete unnecessary files and try again. |
| Cannot download. File corrupt. appears | - | File cannot be downloaded; cancel download. |
| Unable to call via Stereo Earphone Microphone (optional) or Bluetooth® | Is <i>Earphone call</i> set to <i>Off</i> ? | Even if <i>Earphone call</i> number is saved, if <i>Earphone call</i> is set to <i>Off</i> it will not be dialed. Set <i>Earphone call</i> to <i>On</i> (⊕P:14-7). |

Software Update

SoftBank releases firmware updates. Download as required. Choose *Update* or *Schedule update*.

- 1 Tap Menu** → *Tools* → *Convenient* → *Software update*
- 2 Start update** → **Tap Yes**
 - Handset connects to network.
- 3 Yes**
 - Select *Terms Of Use* to read Terms of Use → *Yes*.
- 4 Tap OK**
 - Update starts. When complete, handset powers off and restarts; notification appears.



- For procedures, contact SoftBank Mobile Customer Service.
- Confirming/downloading updates does not incur fees.

Note

- **Charge battery beforehand; if low, update may fail.**
- **If Scheduled Update Time arrives while handset is out-of-range, Software Update is canceled.**
- **Remain within strong, stable signal conditions.**
- **Handset Phone Book entries, media files, and other contents are not affected by software updates, but always back up important information (note that some files cannot be copied). SoftBank Mobile is not liable for damages from lost information, etc.**
- **Handset transmissions are disabled during update.**
- **Update may take some time to complete.**
- **Update failure may disable handset. Contact SoftBank Mobile Customer Center, Customer Assistance.**
- **If updated handset fails to restart, remove and reinsert battery then power on. If this fails, call SoftBank Mobile Customer Center, Customer Assistance (☎P.15-31).**

Function List

Tool Bar Menu

Below are menu items shown on Toolbar in Standby.

| Toolbar Menu Item | Page |
|-------------------|---------|
| Phone | |
| Dial | P.3-2 |
| Phone book | P.2-15 |
| | P.2-19 |
| Call log | P.3-8 |
| Favorites | P.3-5 |
| My details | P.1-12 |
| Answering machine | P.3-6 |
| Messaging | |
| Received msg. | P.4-9 |
| | P.4-11 |
| Create new | P.4-3 |
| Retrieve new | P.4-21 |
| Drafts | P.4-15 |
| | P.4-23 |
| Templates | P.4-11 |
| | P.4-18 |
| Sent msg. | P.4-11 |
| Unsent msg. | P.4-11 |
| Server mail | P.4-24 |
| Create new SMS | P.4-6 |
| Settings | P.14-8 |
| Memory status | P.12-10 |

| Toolbar Menu Item | Page |
|-------------------|---------|
| Yahoo!* | |
| Yahoo! Keitai | P.5-3 |
| Menu list | P.5-3 |
| Bookmarks | P.5-8 |
| Saved pages | P.5-8 |
| Last pages | P.5-3 |
| Web search | P.5-11 |
| Enter URL | P.5-3 |
| | P.5-4 |
| History | P.5-11 |
| | P.5-11 |
| PC site browser | P.5-4 |
| Direct browser | P.5-4 |
| Browser settings | P.14-12 |

*Tap Menu → Tap Yahoo! to open menu items (table).
Tap Yahoo! to access Yahoo! Keitai main menu.

Main Menu

To show the below items in Standby, tap Menu.

| Main Menu Item | Page |
|------------------------------------|---------|
| Oekaki | |
| Oekaki anime | P.7-13 |
| Oekaki pict | P.7-14 |
| Photo Library | |
| Photo album | P.7-15 |
| Photo movie | P.7-15 |
| Create Flash® slide | P.7-16 |
| Communities | P.5-10 |
| 3D motion photo | P.7-16 |
| S! Appli | |
| S! Appli List | P.9-3 |
| Osaifu-Keitai | P.10-6 |
| Settings | P.14-22 |
| Demand history | P.9-3 |
| Entertainment | |
| S! Information Channel/ Weather | P.9-6 |
| S! Quick News | P.9-5 |
| Free contents | P.9-6 |
| S! Contents Store | P.9-6 |
| Media Player | P.8-2 |
| S! Friend's Status | P.9-7 |
| S! Addressbook Back-up | P.13-16 |
| Biorhythm | P.9-11 |
| Number Place World | P.9-4 |
| Touch Golf Pangya | P.9-4 |

| Main Menu Item | Page |
|-------------------|---------|
| Entertainment | |
| Hidden Catch4 | P.9-4 |
| Mini Hockey | P.9-4 |
| Dice | P.9-4 |
| Random Ball | P.9-4 |
| Camera | |
| Camera | P.7-5 |
| Self camera | P.7-8 |
| Video camera | P.7-11 |
| Self video camera | P.7-12 |
| Bar code reader | P.10-11 |
| Name card reader | P.10-11 |
| Text reader | P.10-12 |
| Dictionary reader | P.10-13 |
| Movies/Music | P.8-7 |
| Tools | |
| Life | |
| Alarm | P.10-3 |
| Calendar | P.10-4 |
| Tasks | P.10-5 |
| Osaifu-Keitai | P.10-6 |
| Expense manager | P.10-8 |
| S! GPS Navi | P.10-8 |
| Stopwatch | P.10-9 |
| Countdown timer | P.10-9 |
| World clock | P.10-10 |
| Good night timer | P.10-10 |

| Main Menu Item | Page |
|--------------------|---------|
| Tools | |
| Convenient | |
| Calculator | P.10-11 |
| Notepad | P.10-11 |
| Bar code/Scan | P.10-11 |
| Wi-Fi | P.13-3 |
| Bluetooth | P.13-6 |
| Infrared | P.13-5 |
| Converter | P.10-14 |
| Voice recorder | P.10-14 |
| File viewer | P.10-15 |
| Dummy call | P.10-16 |
| Dictionary | P.10-17 |
| Software update | P.15-5 |
| Data Folder | |
| Pictures | P.15-18 |
| My Pictograms | P.15-18 |
| Mail Art | P.15-18 |
| Ring songs · tones | P.15-18 |
| S! Appli | P.15-18 |
| Widget | P.15-18 |
| Music | P.15-18 |
| Videos | P.15-19 |
| Lifestyle-Appli | P.15-19 |
| Books | P.15-19 |
| Message Templates | P.15-19 |
| Flash® | P.15-19 |
| Flash® Ringtones | P.15-19 |
| Other Documents | P.15-19 |
| Memory status | P.12-3 |

| Main Menu Item | Page |
|------------------------|---------|
| Widget | |
| Widget Store | P.9-12 |
| Widget list | P.9-13 |
| Settings | P.14-21 |
| TV | |
| Watch TV | P.6-4 |
| Program guide | P.6-5 |
| TV links | P.6-6 |
| TV player | P.6-9 |
| TV image | P.6-9 |
| Reservation list | P.6-9 |
| Settings | P.14-15 |
| Phone Func. | |
| Phonebook | P.2-15 |
| Create new entry | P.2-15 |
| Call log | P.3-20 |
| Play answering machine | P.3-6 |
| Call voice mail | P.3-13 |
| My details | P.1-15 |
| Group setting | P.2-22 |
| Favorites | P.3-5 |
| Mail group | P.4-13 |
| S! Addressbook Back-up | P.13-16 |
| Settings | P.14-8 |
| Memory status | P.14-23 |
| Settings | |
| Sound settings | P.14-3 |
| Display settings | P.14-4 |
| Phone settings | P.14-2 |

| Main Menu Item | Page |
|----------------------|---------|
| Settings | |
| Touch panel | P.14-3 |
| Call settings | P.14-5 |
| Manner mode settings | P.14-5 |
| Wi-Fi | P.13-3 |
| Connectivity | P.14-23 |
| Security | P.14-22 |
| Network settings | P.14-25 |
| Memory settings | P.14-23 |
| Backup & Restore | P.13-12 |

Default Mode Settings

Default Volume and Ringtone settings vary by mode. Change incoming transmission response by mode. Available items vary by mode. See defaults below (P.14-5).


| Item \ Mode | Normal | Manner | Drive | Meeting | Outdoor |
|---------------------------------------|-----------------------|-----------|-------|-----------------------|-----------------------|
| Volume | | | | | |
| Voice call | Level 3 | N/A | N/A | Level 0 | Level 5 |
| Video call | Level 3 | N/A | N/A | Level 0 | Level 5 |
| Message | Level 3 | N/A | N/A | Level 0 | Level 5 |
| S! Friend's Status | Level 3 | N/A | N/A | Level 0 | Level 5 |
| Missed call notif. | Level 3 | N/A | N/A | Level 0 | Level 5 |
| S! Quick News | Level 0 | N/A | N/A | Level 0 | Level 0 |
| Delivery report | Level 3 | N/A | N/A | Level 0 | Level 5 |
| System sounds | Level 3 | N/A | N/A | Level 0 | Level 5 |
| Ringtone (Ringtone : Duration) | | | | | |
| Voice call | Young hopefuls | N/A | N/A | Young hopefuls | Young hopefuls |
| Video call | Samsung Tune | N/A | N/A | Samsung Tune | Samsung Tune |
| Message | A Toy Box : 5 seconds | N/A | N/A | A Toy Box : 5 seconds | A Toy Box : 5 seconds |
| S! Friend's Status | A Toy Box : 5 seconds | N/A | N/A | A Toy Box : 5 seconds | A Toy Box : 5 seconds |
| Missed call notif. | A Toy Box : 5 seconds | N/A | N/A | A Toy Box : 5 seconds | A Toy Box : 5 seconds |
| S! Quick News | A Toy Box : 5 seconds | N/A | N/A | A Toy Box : 5 seconds | A Toy Box : 5 seconds |
| Delivery report | A Toy Box : 5 seconds | N/A | N/A | A Toy Box : 5 seconds | A Toy Box : 5 seconds |
| Vibration | | | | | |
| Voice call | Off | Pattern 1 | N/A | Off | Off |
| Video call | Off | Pattern 1 | N/A | Off | Off |
| Message | Off | Pattern 1 | N/A | Off | Off |
| S! Friend's Status | Off | Pattern 1 | N/A | Off | Off |
| Missed call notif. | Off | Pattern 1 | N/A | Off | Off |
| S! Quick News | Off | Off | N/A | Off | Off |
| Delivery report | Off | Pattern 1 | N/A | Off | Off |

| Item \ Mode | Normal | Manner | Drive | Meeting | Outdoor |
|---------------------------|---|----------------|------------|----------------|---|
| System sounds | Popup box alerts/Call end tone/Alerts on call | Alerts on call | N/A | Alerts on call | Popup box alerts/Call end tone/Alerts on call |
| Incoming light | | | | | |
| Voice call | Green | Green | Green | Green | Green |
| Video call | Green | Green | Green | Green | Green |
| Message | Green | Green | Green | Green | Green |
| S! Friend's Status | Green | Green | Green | Green | Green |
| Missed call notif. | Green | Green | Green | Green | Green |
| S! Quick News | Off | Off | Off | Off | Off |
| Alarms | Green | Green | Green | Green | Green |
| Delivery report | Green | Green | Green | Green | Green |
| Notification light | | | | | |
| Missed call | Blue | Blue | Blue | Blue | Blue |
| Message | Green | Green | Green | Green | Green |
| Answering machine | White | White | White | White | White |
| S! Friend's Status | Light Blue | Light Blue | Light Blue | Light Blue | Light Blue |
| Missed call notif. | Blue | Blue | Blue | Blue | Blue |
| Missed alarm | Pink | Pink | Pink | Pink | Pink |
| Delivery report | Green | Green | Green | Green | Green |
| Answering machine | Off | Off | N/A* | Off | Off |











*Answering machine activates automatically in Drive mode and cannot be disabled.

Text Entry Window Key Assignments

































Multiple characters are assigned to each key. Tap a key repeatedly until the character appears.

 is assigned to switch upper case and lower case. Visible keys differ depending on the text entry mode. Text Entry Window Keys

Text Entry Window Keys

| Key | Purpose |
|---|--|
|  /  | Move cursor, left, right |
|  | Enter line break |
|  /  | Delete one character before cursor or highlighted text |
|  /  | Reverse toggle characters assigned to the same key before finalizing character selection (except Numbers) |
|  | Switch to Kanji or Hiragana/Hangul/Katakana (double-byte)/Katakana (single-byte)/Alphanumerics (double-byte)/Alphanumerics (single-byte)/Number (double-byte)/Number (single-byte) |
|  | Switch to Pictograms/Single-byte Symbols/Double-byte Symbols/Emoticons entry mode |
|  | Enter space |

Text Entry Keys

| Key | Kanji/Hiragana | Key (Double-byte /Single-byte) | Katakana |
|---|--|---|------------------|
|  | あいうえお あいうえお 1 |  /  | アイウエオ アイウエオ 1 |
|  | かきくけこ 2 |  /  | カキクケコ 2 |
|  | さしすせそ 3 |  /  | サシスセソ 3 |
|  | たちつてと 4 |  /  | タチツテト 4 |
|  | なにぬねの 5 |  /  | ナニヌネノ 5 |
|  | はひふへほ 6 |  /  | ハヒフヘホ 6 |
|  | まみむめも 7 |  /  | マミムメモ 7 |
|  | やゆよやゆよ 8 |  /  | ヤユヨヤユヨ 8 |
|  | らりるれろ 9 |  /  | ラリルレロ 9 |
|  | わをんー <スペース> 0 |  /  | ワヲンー <スペース> 0 |
|  | 、。？！ | | |
|  | <ul style="list-style-type: none"> • Add * / ^ to unfixed, convertible kana • Switch Upper case and lower case. (only when conversion is possible) | | |

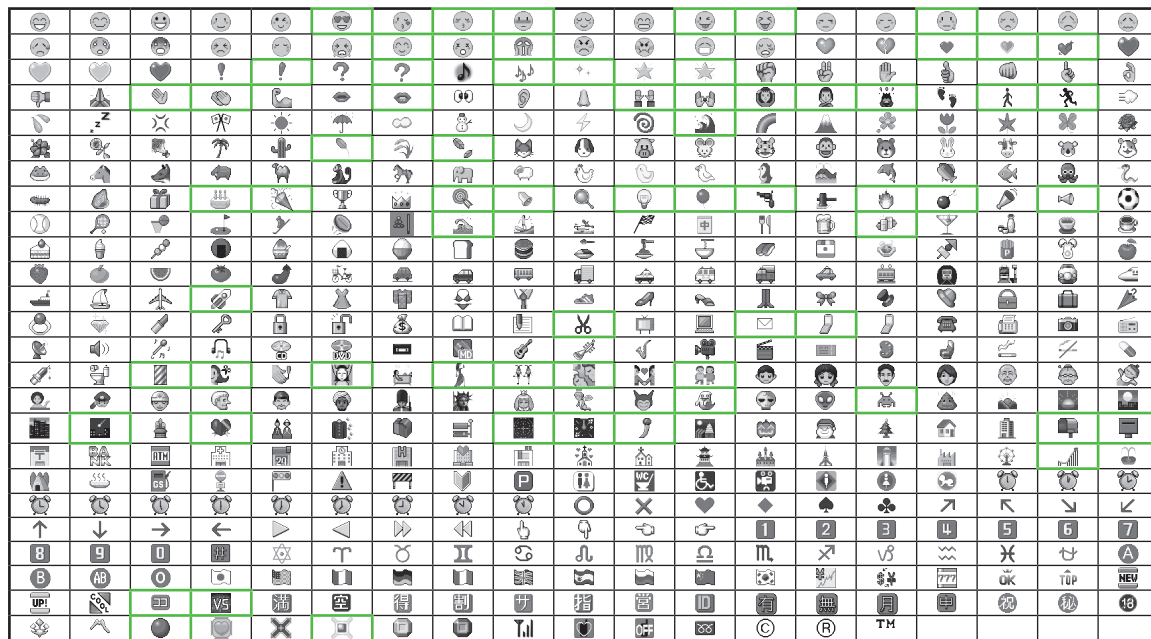
Single-byte Symbols

| | | | | | | | | | |
|---|---|----|---|---|---|---|---|---|---|
| ！ | 、 | 。 | ！ | ？ | ： | ； | < | = | > |
| ” | # | \$ | % | @ | [| ¥ |] | ^ | |
| & | ’ | (|) | * | _ | ` | { | | } |
| + | 、 | - | . | / | ~ | 「 | 」 | ・ | - |
| ： | ： | < | = | > | ” | ” | | | |

Symbol Conversions

| Symbol Label | Symbol | Symbol Label | Symbol |
|--------------|---|--------------|---------|
| あっと | @@ | こめ | ※ |
| いこーる | = = | ころん | ∴ |
| えん | ¥¥ | さんかく | △▲▽▼ |
| おんぷ | ♪ | しかく | ◇◆□■ |
| かける | × | どう | > // 全々 |
| かっこ | () [] {} <> [] {} "" () [] {} <> <> | ばーせんと | % % |
| | | ほし | ☆★ |
| | | まる | ○●◎ |
| から | ～ | やじるし | → ← ↑ ↓ |

Pictograms



- Pictograms with are animated.
- Some pictograms and animated pictograms may not appear properly on some models of SoftBank handsets or other devices.

Memory

| | | |
|--------------------------------------|---------------------------|--|
| S! Mail/ SMS (Phone memory) | Received msg. | Up to 1000 messages or 10MB |
| | Drafts | Up to 20 messages or 3MB |
| | Sent msg. | Up to 500 messages or 5MB |
| | Unsent msg. | Up to 20 messages or 3MB |
| SMS | USIM Card | Up to 10 messages |
| Data Folder | Pictures | Up to 9999 items (files/subfolders) per folder or 100MB |
| | Ring songs · tones | |
| | S! Appli | |
| | Widget | |
| | Music | |
| | Videos | |
| | Lifestyle-Appli | |
| | Books | |
| | Message Templates | |
| | Flash® | |
| Flash® Ringtones | | |
| Other Documents | | |
| Calendar/ Tasks | Up to 500 schedules/tasks | |
| Notepad | Up to 100 memos | |
| Phonebook | Handset | Up to 1000 members |
| | USIM Card | Up to 50 members |

Specifications

Handset specifications may change without prior notice.

SoftBank 941SC

| Item | Specification |
|---|---|
| Weight* | 114 g |
| Continuous Talk Time* | 3G Voice Call: 300 minutes/ GSM Network: 320 minutes 3G Video Call: 140 minutes |
| Continuous Standby Time* (Display off) | 3G Network: 430 hours/ GSM Network: 350 hours |
| Dimensions (W x H x D)* | 55.4 x 115 x 12.3 mm |
| Maximum Output | 0.25 W |

*Approximate value

- Handset with battery installed.
- Battery Time is calculated by SoftBank Mobile under stable signal conditions. Calling in poor signal conditions or leaving handset on out-of-range will consume more power and may reduce Battery Time by more than half.
- Frequent handset operations requiring Backlight (e.g., Yahoo! Keitai) may reduce Continuous Talk Time and Continuous Standby Time.
- Using video for Wallpaper may significantly reduce Continuous Talking and Continuous Standby Time.
- Continuous Talk Time is an average measured with a battery in stable signal conditions. Continuous Standby Time is an average measured with a new, fully charged battery with handset closed without calls or operations, in Standby, in stable signal conditions. Alternating between usage and Standby shortens Continuous Talk Time and Continuous Standby Time. Talk Time/Standby Time may vary by environment (battery status, ambient temperature, etc.).

Materials & Finishing

| Parts | Materials & Finishing |
|----------------------------|-----------------------|
| Housing (front) | PC/SPRAY |
| Housing (rear) | PC/SPRAY |
| Call Key/Clear Key/End Key | PC/SPRAY |
| Side Key | PC+POLYURETHANE/SPRAY |
| Battery Cover | PC/SPRAY |
| Stand | CU ALLOY/SPRAY |

Battery

| Item | Specification |
|---------------------------|--|
| Voltage | 3.7 V |
| Type | Lithium-ion |
| Capacity | 1200 mAh |
| Dimensions (W x H x D) | Approximately 43.0 x 52.5 x 5.0 mm (without protruding parts) |

Phone Book

| Item/Description | Location |
|--|--|
| Last name | |
| Double/single-byte (saved to Name in USIM Card Phone Book) | Handset: Yes (up to 50 bytes) USIM Card: Yes ¹ |
| First name | |
| Double/single-byte (saved to Name in USIM Card Phone Book) | Handset: Yes (up to 50 bytes) USIM Card: Yes ¹ |

| Item/Description | Location |
|--|---|
| Reading last name | |
| Single-byte (saved to Reading name in USIM Card Phone Book) | Handset: Yes (up to 50 bytes) USIM Card: Yes ¹ |
| Reading first name | |
| Single-byte (saved to Reading name in USIM Card Phone Book) | Handset: Yes (up to 50 bytes) USIM Card: Yes ¹ |
| Phone number | |
| Saved with area code | Handset: Yes (five entries/up to 32 bytes) USIM Card: Yes ^{1,2} |
| Phone icon | |
| Select one of seven icons | Handset: Yes USIM Card: Yes ³ |
| E-mail address | |
| Single-byte alphanumerics | Handset: Yes (five entries/up to 128 bytes) USIM Card: Yes ^{1,0} |
| E-mail address icon | |
| Select one of four icons | Handset: Yes USIM Card: No (one icon) |
| Picture | |
| Still image appears for incoming calls Select a Data Folder image or capture with Camera | Handset: Yes USIM Card: No |
| Group | |
| Select from original five groups including No group , and added group Maximum 16 groups can be added. | Handset: Yes USIM Card: Yes ² |

| Item/Description | Location |
|---|---|
| Birthday | |
| Date of birth | Handset: Yes USIM Card: No |
| Blood type | |
| Select one of four types or <i>None</i> | Handset: Yes USIM Card: No |
| Address | |
| Post code (40 bytes), Country (64 bytes), Province, City, Street and Additional information (128 bytes) | Handset: Yes (two entries) USIM Card: No |
| Address icon | |
| Select one of two icons | Handset: Yes USIM Card: No |
| Homepage | |
| Enter up to 1,024 bytes | Handset: Yes (two entries) USIM Card: No |
| Homepage icon | |
| Select one of two icons | Handset: Yes USIM Card: No |
| Company | |
| Enter up to 64 bytes | Handset: Yes USIM Card: No |
| Job title | |
| Enter up to 64 bytes | Handset: Yes USIM Card: No |
| Memo | |
| Enter up to 512 bytes | Handset: Yes USIM Card: No |

| Item/Description | Location |
|---|-------------------------------|
| Secret mode | |
| On/Off | Handset: Yes USIM Card: No |
| Ringtone | |
| Voice Call/Video Call/Messages/S! Friend's Status Selectable from Data Folder | Handset: Yes USIM Card: No |
| Vibration | |
| Set Vibration for Voice Call/Video Call/Messages/S! Friend's Status Selectable from Data Folder | Handset: Yes USIM Card: No |

¹Number of savable characters varies depending by USIM Card.

²Number of savable items varies depending by USIM Card.

³Savable icon types vary depending upon the USIM Card.

- If different USIM Card (with saved entries) is inserted, copy saved USIM entries to handset, confirmation appears when handset is first powered on. Choose **Yes** to copy entries.

Image Size

| Capture Mode | Image Size |
|--|--|
| Normal Scene Face shot Smile shot | 8M (2448x3264/3264x2448) |
| | Wide 6M (1960x3264/3264x1960) |
| | 5M (1920x2560/2560x1920) |
| | Wide 4M (1536x2560/2560x1536) |
| | 2M (1200x1600/1600x1200) |
| | Wallpaper (480x800/800x480) 0.3M (480x640/640x480) Mail (240x320/320x240) |
| Multi shot Photo combi Panorama shot | Wallpaper (480x800/800x480) 0.3M (480x640/640x480) |
| | VGA (640x480) QVGA (320x240) QCIF (176x144) SQCIF (128x96) S! Mail (176x144) S! Mail (128x96) |
| Video | VGA (640x480) QVGA (320x240) QCIF (176x144) SQCIF (128x96) S! Mail (176x144) S! Mail (128x96) |
| Self camera | 0.3M (480x640/640x480) Mail (240x320/320x240) |
| Self video camera | QVGA (320x240) QCIF (176x144) SOCIF (128x96) S! Mail (176x144) S! Mail (128x96) |

Media Player

| Player | File (Extension) |
|--------|--|
| Music | MPEG4 Audio (mp4, m4a, or 3gp (sound only), SoftBank Music Contents (smc), Windows Media® Audio (wma) |
| Movie | MPEG4 (mp4, 3gp), H.263, H.264, Windows Media® Video (wmv) |

• To play a music file in a format other than above, select it from **Ring songs · tones**. Even compatible files must be saved in **Ring songs · tones** to play.

Note

Movie files exceeding 640 x 480 (mp4 or 3gp) or 320 x 240 (wmv) in resolution cannot be played.

Bluetooth®

| Item | Specification |
|------------------------|--|
| Communication Standard | Bluetooth® Standard Ver. 2.0 |
| Applicable Profiles | <ul style="list-style-type: none"> • Headset Profile • Hands-Free Profile • Serial Port Profile • Dialup Networking Profile • File Transfer Profile • Object Push Profile • Advanced Audio Distribute Profile • Audio/Video Remote Control Profile • Basic Imaging Profile¹ • Basic Printing Profile • Generic Access Profile • Service Discovery Protocol • Generic Object Exchange Profile |
| Output | Bluetooth® Power Class ¹ |












| Item | Specification |
|-------------------------------------|---------------------------|
| Communication Distance ² | Within approximately 20 m |
| Frequency Band Used | 2.4 GHz |
| Bluetooth [®] QD ID | B016706 |

¹Handset only supports printing-related functions.

²Varies by radio interference and other conditions.

- Handset may not work with all Bluetooth[®] devices.
- File transfers may not be available with some Bluetooth[®] devices. Operations, Displays or actions vary by device, even if device meets Bluetooth[®] standards for interference.
- The 2.4 GHz band used by Bluetooth[®] devices is shared with other devices. Transmission rates or distances may be reduced, or transmissions terminated.
- Use of handsfree devices may generate noise depending on connected devices or usage environment.
- Handset cannot be connected to other devices when connected to Bluetooth[®]-compatible stereo headphone while playing media files.
- USB and Bluetooth[®] cannot be used simultaneously.
- Deactivate Bluetooth[®] before connecting USB Cable.

Data Folder

| Folder/Description | File Type ¹ |
|--|--|
|  Pictures | |
| Image files captured with handset camera | JPEG, BMP, GIF, WBMP, PNG, Animation GIF |
|  Digital camera | |
| Image files captured with handset camera (with Memory Card inserted) | JPEG |
|  My Pictograms | |
| Downloaded Pictograms | GIF, GPK |
|  Mail Art | |
| Images related to message | JPEG, GIF |
|  Ring songs - tones | |
| Voice Recorder files, downloaded music, and other sound files |  SMAF, MIDI, SP-MIDI, SMF, Mobile XMF,  MPEG4 Audio,  AMR |
|  S! Appli | |
| Downloaded S! Appli | JAD, JAR |
|  Widget | |
| Mobile widget contents and flash format widget provided by SAMSUNG | WGT, SWGT |
|  Music/WMAudio (Memory Card only) | |
| Downloaded Chaku-Uta [®] | MPEG4 Audio (mp4, m4a, aac, 3gp), smc, WMA |

| Folder/Description | File Type ¹ |
|--|--|
| Videos/WMVideo (Memory Card only) | |
| Handset video files | MPEG4 (mp4, 3gp), WMV |
| Lifestyle-Appli | |
| FeliCa (Osaifu-Keitai [®]) Application etc. | JAD, JAR |
| Books | |
| Download Books | CCF |
| Message Templates | |
| S! Mail Templates | HMT |
| Flash [®] | |
| Downloaded Flash [®] files | SWF |
| Flash [®] Ringtones | |
| Assignable downloaded Flash [®] files | SWF |
| Other documents | |
| Document or graphic files requiring File viewer for use on handset, vFiles ² , etc. | vCard vCalendar URL EML PDF XLS DOC PPT TXT HTML VNT OPML Unsupported file |

¹Files are saved by type. Files cannot be moved to or saved in folders that do not support them.

²Use vcf and vcs files to send or transfer handset files via S! Mail, etc. Handset supports vcf file for Phone Book entries, and vcs file for Task/Schedule.

Warranty & Service

Headset specification may change without prior notice.

Warranty

Handset purchase includes Warranty.

- Confirm shop name and date of purchase.
- Read through the contents of the Warranty and keep it in a safe place.
- The warranty period can be found in the Warranty.

SoftBank Mobile is not liable for damage to you or a third party from missed calls, etc. due to handset failure or malfunction, etc.

Repair Requests

Before submitting handset for repair, consult the "Troubleshooting" (P.15-2) for a solution. If a problem persists, contact SoftBank Mobile Customer Center, General Information (P.15-31) or the nearest SoftBank Shop; be prepared to describe problem in detail.

- During the warranty period, repairs will be made under the terms and conditions described in the warranty.
- After the warranty period, repairs will be upon request; if said repairs can be made, you will be charged for them.

Note

- **Handset files and settings may be lost or altered due to accidents or repairs. Keep a copy of important files, etc. like Phone Book entries. SoftBank Mobile is not liable for damage resulting from accidental loss or alteration of handset files (Phone Book, Data Folder, etc.) or settings.**
- **Disassembling or modifying this product may be a violation of the Radio Law. Note that SoftBank Mobile will not accept repair requests for disassembled or modified products.**

Index

A

| | |
|-------------------|------------|
| AC Charger | 1-10 |
| Account Details | 1-12 |
| Reset | 1-15 |
| Add location info | 14-18 |
| Adjust Volume | 3-3 |
| Alarms | 10-3 |
| All Reset | 11-8 |
| Answering Machine | 3-6 |
| Cancel | 3-6 |
| Delete records | 3-7 |
| Play records | 3-7 |
| Set | 3-6 |
| Auto answer | 3-20, 14-6 |
| Auto answer list | |
| Add | 3-20 |
| Delete | 3-20 |
| Auto Lock | 11-3 |
| Auto redial | 14-7 |

B

| | |
|----------------|---------------------|
| Barcode/Scan | 10-11 |
| Create QR Code | 10-13 |
| Scanning | 10-11, 10-13, 10-23 |

| | |
|---------------------------|-------|
| Battery | 1-9 |
| Inserting & Removing | 1-9 |
| Biorhythm | 9-11 |
| Black List | 3-7 |
| Bluetooth® | 13-6 |
| Activate/Cancel | 13-6 |
| Address | 14-23 |
| Answering mode | 14-24 |
| Applicable profiles | 15-17 |
| Authorization Code | 13-7 |
| Bluetooth services | 14-24 |
| Connectivity | 13-7 |
| Delete paired devices | 13-7 |
| Device | 13-7 |
| Edit device name | 14-23 |
| Paired device | 13-7 |
| Paired Devices Indicators | 13-7 |
| Print | 12-12 |
| Receive files | 13-8 |
| Search Devices | 13-16 |
| Secure mode | 14-24 |
| Send files | 13-7 |
| Visibility | 14-24 |
| Bookmark | 5-8 |
| Delete | 5-15 |
| Internet connection | 5-8 |
| Save | 5-8 |
| Send URL | 5-15 |
| BookSurfing® | 9-11 |
| Built-in Stand | 2-4 |

C

| | |
|---|-------------|
| Cache | 5-3 |
| Calculator | 10-11 |
| Calendar | 10-4 |
| Delete schedule | 10-18 |
| Save schedule | 10-4, 10-17 |
| Schedule | 10-4 |
| View schedule | 10-4, 10-18 |
| Call | |
| Phone Book | 2-17 |
| Call Barring service | 3-12, 3-16 |
| Caller ID service | 3-12, 3-17 |
| Call Forwarding service | 3-12, 3-14 |
| Call Log | 3-8 |
| Check | 3-8 |
| Delete | 3-9 |
| Call Time & Cost | |
| Check | 3-10 |
| Reset | 3-10 |
| Show charge after call | 3-10 |
| Call Waiting service | 3-12, 3-15 |
| Camera | 7-3 |
| Add location info | 14-18 |
| Anti-Shake | 14-18 |
| Attach to message for sending still image | 7-18 |
| Capture video | 7-11 |
| Editing Still images | 7-12 |
| Effects | 14-18 |
| Macro | 7-18 |

| | |
|--|-------------------|
| Multi shot | 7-7 |
| Panorama shot | 7-8 |
| Photo combination | 7-7 |
| Quick Play | 7-9, 7-12 |
| Scene | 7-6 |
| Send a still image via Bluetooth® | 7-18 |
| Send a still image via IC Transmission | 7-19 |
| Send a still image via infrared | 7-18 |
| Settings | 14-18, 14-19 |
| Smile shot | 7-6 |
| Sub Camera | 7-8 |
| Timer | 7-18 |
| Viewfinder | 7-3, 7-9 |
| Wide dynamic range | 14-18 |
| Cancel PIN lock | 11-4 |
| Center Access Code (Network Password) | 1-15 |
| Change mode settings | 1-13 |
| Changing PIN/PIN2 | 11-3 |
| Charge Battery | 1-10 |
| Charger Port | 1-3 |
| Clear memory | 11-7 |
| Communities | 5-10 |
| Conference Call service | 3-12, 3-15 |
| Content Key info | 12-12 |
| Convenient tools | 10-2 |
| Converter | 10-14 |
| Countdown Timer | 10-9 |
| Country number | 14-7 |

D

| | |
|------------------------------|--------------|
| Data Folder | 12-2 |
| Date & Time | 14-2 |
| Default mode settings | 15-8 |
| Dice | 9-4 |
| Dictionary | 10-17 |
| Digital TV | 6-2 |
| Alarm | 14-15 |
| Area Setup | 6-4 |
| Auto power off | 14-17 |
| Calls & Alarms | 14-17 |
| Capturing still image | 6-8 |
| Data Broadcast | 6-6 |
| Delete station data | 14-16 |
| Display brightness | 14-17 |
| Duration | 14-16 |
| Image location | 14-16 |
| Light | 14-16 |
| Manufacture Number | 14-16 |
| Notify connection | 14-16 |
| One Seg | 6-2 |
| Record programs | 6-7 |
| Reminder time | 14-16 |
| Save Location | 14-17 |
| Set alert tone | 14-16 |
| Set recording | 14-16 |
| Settings | 6-12, 14-15 |
| Sound language | 14-17 |
| Sound mode | 14-17 |

| | |
|------------------|-------|
| Sound output | 14-17 |
| Subtitle Display | 6-11 |
| Timer recording | 6-9 |
| TV Links | 6-6 |
| TV Player | 6-9 |
| TV Window | 6-5 |
| Vibration | 14-16 |
| Volume | 14-16 |
| Watch TV | 6-4 |

| | |
|-----------------------------|-------------------|
| Direct Browser | 5-4 |
| Display | 1-3 |
| Backlight | 14-5 |
| Brightness | 14-5 |
| Operator name | 14-5 |
| Wallpaper | 2-6 |
| Display language | 14-2 |
| Download Content Key | 8-9, 12-11 |
| Dummy Call | 10-16 |

E

| | |
|----------------------------------|-------------|
| Earphone call | 14-7 |
| Emergency call | 3-6 |
| Emergency Location Report | 3-6 |
| Expense Manager | 10-8 |
| External Device Port | 1-3 |

F

| | |
|------------------------------|-------------------|
| Face Link | |
| Save | 12-5 |
| Use | 12-6 |
| Facial Recognition | 11-5 |
| Settings | 11-5 |
| User registration | 11-5 |
| Favorites | 3-5 |
| File | 12-4, 12-6 |
| Copy | 12-7 |
| Delete | 12-7 |
| Icon | 12-4 |
| Lock/Unlock | 12-13 |
| Rename | 12-6 |
| Set images as Wallpaper etc. | 12-13 |
| Set Ringtone | 12-13 |
| Sort | 12-12 |
| Upload to web | 12-8 |
| File Viewer | 10-15 |
| Folder | 12-6 |
| Copy | 12-7 |
| Create | 12-6 |
| Delete | 12-7 |
| Rename | 12-6 |
| Free Contents | 9-6 |
| Function Lock | 11-7 |

G

| | |
|-------------------------|---------------------|
| Games | 9-4 |
| Global Roaming | 3-10 |
| Good Night Timer | 10-10, 10-22 |

H

| | |
|---------------------------|------------------|
| Hidden Catch4 | 9-4 |
| History | 8-8 |
| Delete | 5-11, 8-13 |
| Delete (S! Mail) | 4-16 |
| Delete (SMS) | 4-20 |
| Internet connection | 5-3, 5-5 |
| Media Player | 8-8 |
| S! Addressbook Back-up | 13-16 |
| S! Mail | 4-16 |
| SMS | 4-20 |
| Streaming | 8-8 |
| Hold | 1-5 |
| Hold incoming call | 3-3, 3-19 |
| Hold Video Call | 3-19 |

I

| | |
|-----------------|------|
| Icon | |
| Attached file | 4-5 |
| Call Log Record | 3-8 |
| Data Folder | 12-2 |
| Device | 13-7 |
| Display | 1-3 |

| | |
|-----------------------------|-----------------|
| File list | 12-4 |
| Message | 4-10 |
| Message list | 4-9 |
| Mode | 1-14 |
| Movie window | 8-6 |
| Music window | 8-4 |
| My Status | 9-9 |
| Oekaki Anime | 7-13 |
| Oekaki Pict. | 7-14 |
| Schedule | 10-4 |
| S! Friend's Status | 9-8 |
| Shooting mode (still image) | 7-4 |
| Shooting mode (video) | 7-10 |
| Video Call | 3-4 |
| Weather | 9-6 |
| Widget | 2-2 |
| IC Transmission | 13-9 |
| Image Viewer | 12-4 |
| Incoming light | 15-9 |
| Infrared | 13-5 |
| Authorization Code | 13-5 |
| Receive files | 13-6 |
| Send files | 13-5 |
| International Code | 14-7 |
| Internet | 5-2 |
| Internet page | 5-3, 5-5 |
| Font size | 5-12 |

| | |
|----------------------------|------|
| K | |
| Key Lock | 1-13 |
| L | |
| Language | 14-2 |
| lifestyle tools | 10-2 |
| Location Information | 10-9 |
| Location Navi | 10-9 |
| Lock | 11-3 |
| Auto Lock | 11-3 |
| Call Remote Lock | 10-7 |
| Facial Recognition | 11-5 |
| Function lock | 11-7 |
| IC Card Lock | 10-7 |
| Message Remote Lock | 10-7 |
| Password Lock | 11-4 |
| Phone Lock | 11-3 |
| PIN | 11-4 |
| Touch Panel and Key | 1-13 |
| USIM Lock | 11-4 |
| Log | |
| Call Log | 3-8 |
| M | |
| Mailbox | 4-11 |
| Drafts | 4-11 |
| Received message | 4-11 |
| Sent message | 4-11 |

| | |
|--------------------------|-------------|
| Templates | 4-11 |
| Unsent | 4-11 |
| Mail Group | 4-13 |
| Manner mode | 1-14 |
| Mass Storage | 13-11 |
| Media Player | 8-2 |
| Add to playlist | 8-12 |
| Create playlist | 8-7 |
| Download | 8-3 |
| Play movie | 8-7 |
| Play music | 8-5 |
| Play playlist | 8-7 |
| Repeat mode | 14-20 |
| Settings | 14-20 |
| Memory Card | 12-8 |
| Insert/Remove | 12-9 |
| Memory Card backup | 13-11 |
| Memory Status | 12-3, 12-10 |
| Menu Operations | iii |
| Message | 4-2 |
| Action settings | 4-17 |
| Attach file | 4-4 |
| Auto Art | 4-7 |
| Change folder name | 4-25 |
| Create folder | 4-14 |
| Create (S! Mail) | 4-3 |
| Create (SMS) | 4-6 |
| Delete | 4-22 |
| Delete folder | 4-25 |

| | |
|-----------------------------------|------------|
| Delete messages on Server | 4-24 |
| Delete templates | 4-13 |
| Details | 4-22 |
| Draft message icon | 4-10 |
| Feeling settings | 4-17 |
| Font size | 4-22 |
| Forward | 4-10 |
| Forward messages on Server | 4-24 |
| Graphic Mail | 4-5, 4-18 |
| Icon (attached file) | 4-5 |
| Location Information | 4-12 |
| Lock/Unlock | 4-12 |
| Mail Service | 4-9 |
| Maximum Size | 4-18 |
| Memory Status | 4-25 |
| Message notice | 14-9 |
| Move | 4-14 |
| Move SMS | 4-23 |
| Received message icon | 4-10 |
| Receive Server Mail | 4-24 |
| Receiving mail list message | 4-24 |
| Reply | 4-10 |
| Retrieve all mail | 4-24 |
| Save attachment | 4-13, 4-21 |
| Save templates | 4-19 |
| Save to drafts | 4-17, 4-20 |
| Send draft message | 4-23 |
| Sending options | 4-18, 4-20 |
| Send unsent message | 4-23 |
| Sent message icon | 4-10 |
| Server Mail | 4-24 |

| | |
|--------------------------|-------------------|
| Server Mail memory | 4-25 |
| Set Secret | 4-25 |
| Setting address | 4-3 |
| S! Mail | 4-2 |
| S! Mail Send Reservation | 4-18 |
| SMS | 4-2, 4-19 |
| SMS Send Reservation | 4-20 |
| Sort | 4-15, 4-23 |
| Spam | 4-15 |
| Unsent message icon | 4-10 |
| View | 4-8, 4-9 |
| View Attachment | 4-21 |
| Mini Hockey | 9-4 |
| Motion Control | 1-7 |
| Mute | 3-18, 3-19 |

N

| | |
|---------------------------|--------------|
| Network mode | 3-10 |
| Notepad | 10-11 |
| Notification light | 15-9 |
| Number Place World | 9-4 |

O

| | |
|---------------------|-------------|
| Oekaki | 7-13 |
| Oekaki Anime | 7-13 |
| Oekaki Pict. | 7-14 |
| Oekaki Anime | |
| Send | 7-21 |
| Offline Mode | 1-14 |

| | |
|--------------------------|-------------|
| Osaifu-Keitai® | 10-6 |
| Activate Lifestyle-Appli | 10-6 |
| Download Lifestyle-Appli | 10-6 |

P

| | |
|---------------------------------------|-------------------|
| Password Lock | 11-4 |
| PC Site Browser | 5-4 |
| Certificate retention | 14-14 |
| Copy text | 5-11 |
| Delete certificates | 14-13 |
| Details | 5-12 |
| Enter URL | 5-4 |
| Font size | 14-4 |
| Manufacture Number | 14-15 |
| PC screen | 5-13 |
| Script | 14-14 |
| Search | 5-11 |
| Send URL | 5-11 |
| Phone Book | 2-15 |
| Copy | 2-20 |
| Create Message | 2-20 |
| Delete | 2-17 |
| Edit | 2-21 |
| Entry | 2-15 |
| Search | 2-16 |
| Set Secret Mode | 2-19 |
| Phone Lock | 11-3 |
| Phone Number (Account Details) | 1-12 |
| Phone Password | 1-15, 11-3 |
| Photo Album | 7-15 |

| | |
|----------------------------------|-------------|
| Photo Library | 7-15 |
| 3D Motion Photo | 7-16 |
| Flash® Slide | 7-16 |
| Photo Album | 7-15 |
| Photo movie | 7-15 |
| PIN | 11-4 |
| PIN2 Code | 1-15 |
| PIN Certification | 11-4 |
| PIN Code | 1-15 |
| PIN lock | 11-4 |
| Place a Video Call | 3-4 |
| Place a Voice Call | 3-2 |
| Place International calls | 3-10 |
| Power On/Off | 1-11 |
| Preferred network | 3-11 |
| Print Still Images | 7-17 |
| PUK Code | 11-4 |

R

| | |
|------------------------------|------------|
| Random Ball | 9-4 |
| Receive a call | 3-2 |
| Receive a Video Call | 3-4 |
| Record | 3-3 |
| Reject incoming calls | |
| Black List | 3-20 |
| Payphone | 3-8 |
| Set reject number | 3-7 |

| | |
|---------------------------|-------------|
| Unavailable | 3-8 |
| Unknown | 3-7 |
| Withheld | 3-8 |
| Reset settings | 11-7 |
| Ringtone | 15-8 |
| Ringtone reducer | 14-7 |
| Ringtone/Vibration | 2-5 |
| RSS Feed | 5-9 |
| Delete | 5-17 |
| Register | 5-9 |
| Send | 5-17 |
| Update | 5-9 |
| View | 5-9 |

S

| | |
|-------------------------------|--------------|
| S! Addressbook Back-up | 13-13 |
| Sync log | 13-16 |
| Sync mode | 13-14 |
| S! Applications | 9-3 |
| Saved Pages | 5-8 |
| Delete | 5-16 |
| Rename | 5-16 |
| Save | 5-8 |
| View | 5-8 |
| S! Contents Store | 9-6 |
| Secret Mode | 11-7 |
| Security Code | 1-14 |
| Select 3G/GMS | 3-10 |

| | |
|---------------------------------------|-------------------|
| Sending DTMF | 3-18, 3-20 |
| Set default memory | 14-23 |
| S! Friend's Status | 9-7 |
| Members list | 9-7 |
| My Status | 9-7, 9-9 |
| S! Friend's Status notification | 9-7 |
| S! GPS Navi | 10-8 |
| Check Current Location | 10-9 |
| My location | 10-21 |
| View location history | 10-22 |
| Shortcut Icon | 2-4 |
| Shortcuts Key | 2-4 |
| S! Information Channel | 9-6 |
| Register | 9-6 |
| View update information | 9-6 |
| Weather Indicator | 9-6 |
| S! Information Channel/Weather | |
| Settings | 14-21 |
| Slide show | 2-6, 12-11 |
| Software update | 15-5 |
| Sounds & Vibration | 14-3 |
| Speakerphone call | 3-18, 3-19 |
| S! Quick News | 9-5 |
| Delete | 9-5 |
| Register | 9-5 |
| Update | 9-5 |
| SSL/TLS | 5-2 |
| Standby Display | 2-6 |

| | |
|----------------------|-----------------|
| Stopwatch | 10-9 |
| Streaming | 5-7 |
| Swipe | 1-5, 2-4 |
| Symbols | 15-11 |
| System sounds | 15-9 |

T

| | |
|--------------------------|-------------|
| Tap | 1-5 |
| Tasks | 10-5 |
| Delete | 10-20 |
| Text Entry | 2-8 |
| Copy | 2-18 |
| Cut | 2-18 |
| Delete | 2-13 |
| Edit | 2-13 |
| Emoticons | 2-11 |
| Entry mode | 2-9 |
| Handwriting | 2-10 |
| Keypad | 2-10 |
| Line Break | 2-12 |
| Paste | 2-18 |
| Pictograms | 2-11 |
| Space | 2-12 |
| Symbol | 2-11 |
| Undo | 2-18 |
| Time zone | 14-2 |
| Toolbar | ii |
| Touch Golf Pangya | 9-4 |

| | |
|------------------------|--------------|
| Touch Panel & Key Lock | 1-13 |
| Touch Panel Operations | ii, 1-5, 1-6 |

U

| | |
|----------------------|-------|
| Unanswered Call | 3-2 |
| USB connection | 13-10 |
| User's Dictionary | 2-14 |
| Delete | 2-19 |
| Save | 2-14 |
| USIM Card | 1-7 |
| Inserting & Removing | 1-8 |
| USIM Lock | 11-4 |
| USIM Password | 11-4 |
| Using Main Menu | 2-3 |
| Using Toolbar | 2-2 |
| Using widgets | 2-2 |

V

| | |
|-------------------------------------|--------------|
| vcf file | 12-13, 15-19 |
| vcs file | 12-13, 15-19 |
| Vibration | 2-5, 15-8 |
| Video | |
| Attach to message for sending video | 7-18 |
| Send video via Bluetooth® | 7-18 |
| Send video via IC transmission | 7-19 |
| Send video via Infrared | 7-18 |
| Video Call | 3-4 |

| | |
|------------------------------|------|
| Adjust volume | 3-4 |
| Alternative picture | 14-6 |
| Auto answer | 14-6 |
| Mute | 3-19 |
| Putting a Video Call on Hold | 3-19 |
| Retry with | 14-6 |
| Show My Image | 14-6 |
| Speakerphone call | 3-19 |

View Graphics/Animation

| | |
|----------------------|------|
| Voice Call | 3-2 |
| Adjust ringer volume | 3-2 |
| Adjust volume | 3-3 |
| Hold incoming call | 3-3 |
| Mute | 3-18 |
| Speakerphone | 3-18 |
| Whisper | 3-18 |

Voice mail service

| | |
|-------------------------|-------|
| Voice Recorder | 10-14 |
| Lock/Unlock sound files | 10-25 |
| Play sound files | 10-15 |
| Record sound | 10-15 |
| Send sound files | 10-25 |

Volume

W

| | |
|--------------------|-----------|
| Widgets | 2-7, 9-12 |
| Add | 9-14 |
| Mini Player | 9-16 |
| S! Friend's Status | 9-15 |

| | |
|-------------------|------|
| Shortcut | 9-18 |
| S! Quick News | 9-16 |
| Wallpaper | 9-15 |
| Window Operations | 2-7 |

Wi-Fi

| | |
|-----------------|------|
| BB Mobile Point | 13-4 |
| WPS | 13-4 |

Window

| | |
|----------------------|-------|
| Calendar | 10-4 |
| Member Status window | 9-8 |
| Movie window | 8-6 |
| Music window | 8-4 |
| Still Image Viewer | 7-3 |
| TV window | 6-5 |
| Video Viewfinder | 7-9 |
| Voice Recorder | 10-14 |

Window Operations

| | |
|-------------------|------|
| Phone Book window | 2-15 |
| Text Entry Window | 2-8 |
| Widget | 2-7 |

World Clock

Y

| | |
|--------------------|-------|
| Yahoo! Keitai | 5-3 |
| Copy text | 5-11 |
| Delete Certificate | 14-12 |
| Details | 5-12 |
| Enter URL | 5-3 |
| Font size | 14-4 |

| | |
|------------------------------|-------|
| Manufacture Number | 14-12 |
| Refresh | 5-13 |
| Root Certificates | 14-13 |
| Script | 14-13 |
| Search | 5-11 |
| Send URL | 5-11 |

Numbers

| | |
|------------------|------|
| 3G/GSM | 3-10 |
|------------------|------|

Objective Index

Add

| | |
|---------------------|------|
| Favorites | 3-5 |
| Widget | 9-14 |

Adjust volume

| | |
|---------------------------|------|
| Hearing volume | 14-7 |
| Ringtone volume | 3-2 |

Backup

| | |
|-----------------------|-------|
| Memory Card | 13-12 |
| Phone Book | 13-13 |

Cancel/Unlock

| | |
|------------------------------|-------|
| Answering Machine | 3-6 |
| Auto Lock | 11-3 |
| Bluetooth® | 13-6 |
| Call Barring | 3-17 |
| Caller ID | 3-17 |
| Call Forwarding | 3-14 |
| Call Waiting | 3-15 |
| Facial Recognition | 11-5 |
| File Lock | 12-13 |
| Key Lock | 1-13 |
| Manner mode | 1-14 |
| Message Lock | 4-23 |
| Messages | 4-12 |
| Offline Mode | 1-14 |
| Password Lock | 11-4 |
| Phone Lock | 11-3 |
| PIN Lock | 11-4 |
| Secret Mode | 11-7 |
| Vibration | 2-5 |

| | |
|---------------------|------|
| Voicemail | 3-13 |
| Whisper | 3-18 |

Change

| | |
|-----------------------------|------|
| Font size in page | 5-12 |
| Mail address | 4-3 |
| Mode | 1-14 |
| Phone Password | 11-3 |
| PIN | 11-3 |
| PIN2 | 11-3 |

Check

| | |
|----------------------------|------|
| Current Location | 10-9 |
|----------------------------|------|

Copy

| | |
|------------------------------|-------|
| File/Folder | 12-7 |
| Message content | 4-22 |
| Scanned characters | 10-24 |
| Text | 2-18 |
| Text in page | 5-11 |

Create

| | |
|------------------------|------|
| Flash® Slide | 7-16 |
| Photo movie | 7-15 |

Delete/Clear

| | |
|-----------------------|------------------|
| Call Log | 3-9 |
| Favorites | 3-5 |
| File/Folder | 12-7 |
| History | 4-16, 4-20 |
| Memory | 11-7 |
| Messages | 4-13, 4-22, 4-24 |
| Motions | 7-21 |
| Notepad | 10-23 |
| Phone Book | 2-17 |

| | |
|-----------------------------|-------|
| Recorded programs | 6-9 |
| Records (Answering Machine) | 3-7 |
| Reject number | 3-7 |
| RSS Feed | 5-17 |
| Schedule | 10-18 |
| S! Friend's Status member | 9-10 |
| Tasks | 10-20 |
| Text | 2-13 |
| User's Dictionary | 2-19 |
| Widget | 9-13 |

Edit

| | |
|------------------|-------|
| Account Details | 1-12 |
| Phone Book entry | 2-21 |
| Schedule | 10-18 |
| Still images | 7-12 |
| Tasks | 10-20 |
| Text | 2-13 |

Initialize

| | |
|---------|------|
| Browser | 5-12 |
|---------|------|

Initiate

| | |
|-------------|------|
| Memory Card | 12-9 |
|-------------|------|

Insert/Remove

| | |
|-------------|------|
| Battery | 1-9 |
| Memory Card | 12-9 |
| USIM Card | 1-8 |

Place a call

| | |
|--------------------|------|
| Emergency call | 3-6 |
| International call | 3-10 |
| Video Call | 3-4 |
| Voice Call | 3-2 |

Play

| | |
|-----------------------------|-------|
| Flash® | 5-12 |
| Movie | 8-7 |
| Music | 8-5 |
| Photo movie | 7-15 |
| Playlist | 8-7 |
| Recorded programs | 6-9 |
| Records (Answering Machine) | 3-7 |
| Voice Recorder | 10-15 |

Protect/Lock

| | |
|---------------|--------------|
| Files | 10-26, 12-13 |
| Function Lock | 11-7 |
| Messages | 4-12, 4-23 |

Receive

| | |
|-----------------|-----------|
| Bluetooth® | 13-8 |
| IC Transmission | 13-10 |
| Infrared | 13-6 |
| Messages | 4-9, 4-24 |
| USB connection | 13-11 |

Register

| | |
|----------|-----|
| RSS Feed | 5-9 |
|----------|-----|

Reset

| | |
|------------------|------|
| Account Details | 1-15 |
| Alarm | 10-3 |
| All Reset | 11-8 |
| Call Time & Cost | 3-10 |
| Ranking | 3-9 |
| Reset settings | 11-7 |

Save

| | |
|---------------------|----------|
| Expense information | 10-8 |
| Face Link | 12-5 |
| Facial Recognition | 11-5 |
| Mail address | 4-3 |
| Message | 4-19 |
| Phone Book entry | 2-15 |
| S! Friend's Status | 9-7, 9-8 |
| Tasks | 10-5 |
| User's Dictionary | 2-14 |

Search

| | |
|--------------------|-------|
| Bluetooth® | 13-7 |
| Characters in page | 10-25 |
| Notepad | 10-23 |
| Phone Book entry | 2-16 |
| Tasks | 10-20 |

Send

| | |
|--------------------|-------|
| Bluetooth® | 13-7 |
| Favorites | 3-5 |
| Files | 12-11 |
| IC Transmission | 13-9 |
| Infrared | 13-5 |
| Manufacture Number | 14-16 |
| Message (SMS) | 4-6 |
| Message (S! Mail) | 4-3 |
| Notepad | 10-22 |
| Oekaki | 7-21 |
| RSS Feed | 5-17 |
| Tasks | 10-20 |
| URL | 5-11 |
| USB connection | 13-11 |

Set/Activate

| | |
|--------------------------|-------------|
| Alarm | 10-3 |
| Answering Machine | 3-6 |
| Auto Lock | 11-3 |
| Black List | 3-7 |
| Bluetooth® | 13-6 |
| Call Barring | 3-17 |
| Caller ID | 3-17 |
| Call Forwarding | 3-14 |
| Call Waiting | 3-15 |
| Camera | 14-18 |
| Channel | 6-4 |
| Communities | 5-10 |
| Date & Time | 14-2 |
| Digital TV | 6-12, 14-15 |
| Display | 14-4 |
| Dummy Call | 10-16 |
| Facial Recognition | 11-5 |
| File Lock | 12-13 |
| Font | 14-4 |
| Font size | 4-22 |
| Font size in Message | 14-9 |
| Infrared | 14-24 |
| International Code | 14-7 |
| Key Lock | 1-13 |
| Manner mode | 1-14 |
| Media Player | 14-20 |
| Message Lock | 4-23 |
| Missed Call Notification | 3-14 |
| Mode | 1-13 |
| Offline Mode | 1-14 |

| | |
|--------------------|----------------------------------|
| Operator | 3-11 |
| Password Lock | 11-4 |
| Phone Book | 2-17 |
| Phone Lock | 11-3 |
| PIN Lock | 11-4 |
| Ringtone | 2-5 |
| Secret Mode | 2-19, 11-7 |
| Sounds & Vibration | 14-3 |
| Still images | 7-19, 12-13 |
| Vibration | 2-5 |
| Video | 7-19, 12-13, 14-18, 14-19, 14-20 |
| Vicemail | 3-13 |
| Wallpaper | 2-6 |
| Whisper | 3-18 |

Show

| | |
|-----------------------------|------|
| Calendar | 10-4 |
| Call Log | 3-8 |
| Records (Answering Machine) | 3-7 |

Update

| | |
|----------|-----|
| RSS Feed | 5-9 |
|----------|-----|

View

| | |
|---------------------|-------------|
| Account Details | 1-12 |
| Call Log | 3-8 |
| Call time & cost | 3-10 |
| Captured Images | 7-9 |
| Data Folder | 12-4 |
| Data on Memory Card | 12-10 |
| Expense Manager | 10-8 |
| Location history | 10-22 |
| Memory status | 4-25, 12-10 |

| | |
|-----------------|----------------------|
| Message | 4-8, 4-9, 4-21, 4-24 |
| Photo Album | 7-15 |
| Ranking | 3-9 |
| Recorded Video | 7-12 |
| Reservation | 6-10 |
| RSS Feed | 5-9 |
| Scanned Barcode | 10-13 |
| Schedule | 10-4 |
| Tasks | 10-5 |

Advanced Settings Index

| | | | | | |
|-----------------------------|-------|--------------------------------|-------|--|-------|
| Alarm | 10-17 | Oekaki | 7-20 | User's Dictionary | 2-19 |
| Bar Code/Scan | 10-23 | Osaifu-Keitai® | 10-21 | Using/Managing Messages | 4-21 |
| Bluetooth® | 13-16 | Page Operations | 5-14 | Video Call | 3-19 |
| Bookmarks | 5-15 | PC Site Browser | 5-13 | Viewing Files | 12-11 |
| Calendar | 10-17 | PC Site Browser/Direct Browser | 5-13 | Voice Call | 3-18 |
| Call Log Records/Ranking | 3-20 | Phone Book | 2-19 | Voice Recorder | 10-24 |
| Capturing Still Images | 7-19 | Photo Library | 7-22 | While Watching TV | 6-11 |
| Capturing Still Image/Video | 7-18 | Playlist | 8-12 | Widgets | 9-21 |
| Communities | 5-18 | Quick Play | 7-19 | Wi-Fi | 13-15 |
| Conference Call | 3-20 | Received Messages | 4-21 | World Clock | 10-22 |
| Countdown Timer | 10-22 | Recording Videos | 7-19 | Yahoo! Keitai | 5-13 |
| Currency/Unit Conversion | 10-24 | RSS Feed | 5-17 | Yahoo! Keitai/PC Site Browser/ Direct Browser | 5-11 |
| Direct Browser | 5-14 | S! Addressbook Back-up | 13-16 | | |
| Expense Manager | 10-21 | Saved Pages | 5-16 | | |
| Facial Recognition | 11-8 | Sending S! Mail | 4-16 | | |
| File Viewer | 10-25 | Sending SMS | 4-19 | | |
| Good Night Timer | 10-22 | S! Friend's Status | 9-20 | | |
| Managing Files/Folders | 12-11 | S! GPS Navi | 10-21 | | |
| Managing Folders | 4-25 | S! Information Channel | 9-19 | | |
| Memory Status | 12-13 | S! Quick News | 9-19 | | |
| Movie Playback | 8-10 | Standby | 2-18 | | |
| Music Playback | 8-9 | Streaming | 8-12 | | |
| My Details | 1-15 | Tasks | 10-19 | | |
| Notepad | 10-22 | Text Entry | 2-18 | | |
| | | TV Timer/TV Timer Recording | 6-13 | | |

Customer Service

For SoftBank Mobile handset or service information, call General Information. For repairs, call Customer Assistance.

| SoftBank Mobile Customer Center |
|---|
| From a SoftBank handset, dial 157 for General Information, or 113 for Customer Assistance, toll free. |

| SoftBank Mobile Global Call Center |
|--|
| From outside Japan, dial +81-3-5351-3491. (please take care to dial correctly. International charges will apply.) |

Call these numbers toll free from landlines.

| Subscription Areas | Contact | |
|--|---------------------|----------------|
| Hokkaido, Aomori, Akita, Iwate, Yamagata, Miyagi, Fukushima, Niigata, Tokyo, Kanagawa, Chiba, Saitama, Ibaraki, Tochigi, Gunma, Yamanashi, Nagano, Toyama, Ishikawa, Fukui | General Information | ☎ 0088-240-157 |
| | Customer Assistance | ☎ 0088-240-113 |
| Aichi, Gifu, Mie, Shizuoka | General Information | ☎ 0088-241-157 |
| | Customer Assistance | ☎ 0088-241-113 |
| Osaka, Hyogo, Kyoto, Nara, Shiga, Wakayama | General Information | ☎ 0088-242-157 |
| | Customer Assistance | ☎ 0088-242-113 |
| Hiroshima, Okayama, Yamaguchi, Tottori, Shimane, Tokushima, Kagawa, Ehime, Kochi, Fukuoka, Saga, Nagasaki, Oita, Kumamoto, Miyazaki, Kagoshima, Okinawa | General Information | ☎ 0088-250-157 |
| | Customer Assistance | ☎ 0088-250-113 |